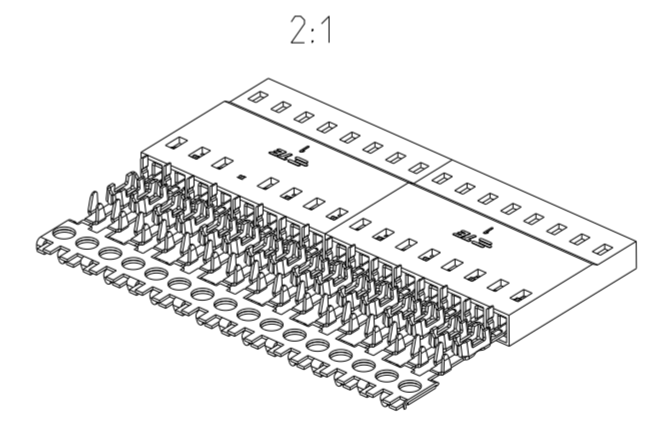
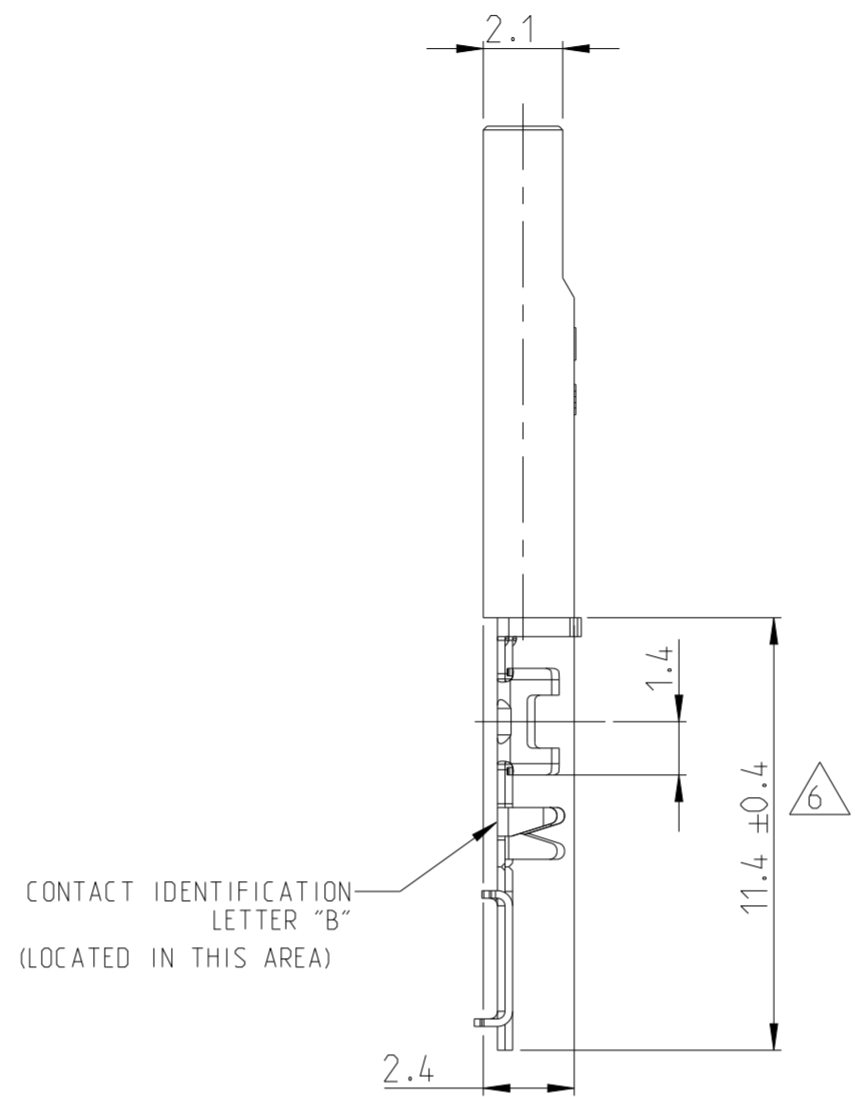
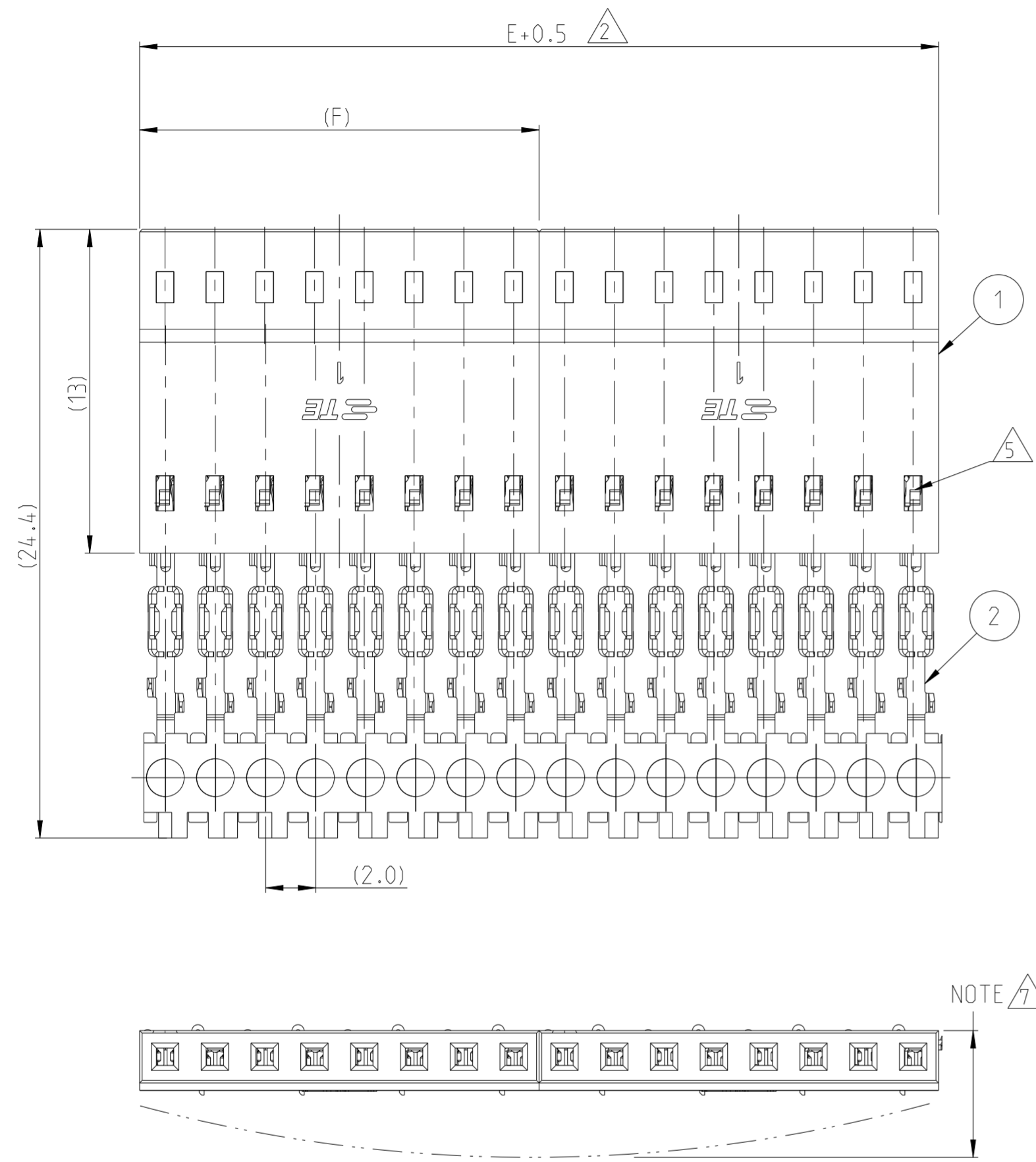


REVISIONS					
P	LTR	DESCRIPTION	DATE	DWN	APVD
A		RELEASE TO PRODUCTION	11-JUN-2021	AY	PS



- NOTES:
- 1 MATERIAL:
HOUSING: LCP, COLOR :BLACK
CONTACT: PHOSPHOR BRONZE
PLATING: SEE TABLE, PLATING APPLIED OVER MIN. 1.27µm NICKEL UNDERPLATE ALL OVER.
 - 2 ASSEMBLIES ARE JOINED BY THE CARRIER STRIP. ORDER QUANTITY REFLECTS THE TOTAL NUMBER OF INDIVIDUAL HOUSINGS REQUIRED. SEE TABLE FOR NUMBER OF ASSEMBLIES PER STRIP
 - 3. CONNECTOR PART NUMBER REPRESENTS NUMBER OF POSITIONS "N" PER HOUSING
 - 4. PACKAGING TO BE IN TUBES
 - 5 CONTACTS ARE LATCHED INTO PRELOAD WINDOWS
 - 6 DIMENSION APPLIES WITH THE FORWARD PRELOAD STOP IN CONTACT WITH HOUSING SURFACE.
 - 7 MAXIMUM ALLOWABLE BOW OF ASSEMBLY NOT TO EXCEED 1.2mm.

SINGLE ROW HOUSING
 PLAIN VERSION
 -8 AS SHOWN

ITEM PN	DESCRIPTION
2	CONTACT
1	HOUSING

FINISH	POS PER FG				FG PN
	E	F	△		
0.76µm GOLD IN CONTACT AREA; 1.27 - 2.54µm MATTE TIN IN TERMINATION AREA	48	24	2	12	1-2317206-2
	44	22	2	11	1-2317206-1
	40	20	2	10	1-2317206-0
	36	18	2	9	2317206-9
	32	16	2	8	2317206-8
	28	14	2	7	2317206-7
	48	12	4	6	2317206-6
	40	10	4	5	2317206-5
	40	8	5	4	2317206-4
	42	6	7	3	2317206-3
0.38µm GOLD IN CONTACT AREA; 1.27 - 2.54µm MATTE TIN IN TERMINATION AREA	28	4	7	2	2317206-2
	48	24	2	12	1-2317205-2
	44	22	2	11	1-2317205-1
	40	20	2	10	1-2317205-0
	36	18	2	9	2317205-9
	32	16	2	8	2317205-8
	28	14	2	7	2317205-7
	48	12	4	6	2317205-6
	40	10	4	5	2317205-5
	40	8	5	4	2317205-4
0.1µm GOLD IN CONTACT AREA; 1.27 - 2.54µm MATTE TIN IN TERMINATION AREA	42	6	7	3	2317205-3
	28	4	7	2	2317205-2
	48	24	2	12	1-2317204-2
	44	22	2	11	1-2317204-1
	40	20	2	10	1-2317204-0
	36	18	2	9	2317204-9
	32	16	2	8	2317204-8
	28	14	2	7	2317204-7
	48	12	4	6	2317204-6
	40	10	4	5	2317204-5
1.27 - 2.54µm MATTE TIN ALL OVER	40	8	5	4	2317204-4
	42	6	7	3	2317204-3
	28	4	7	2	2317204-2
	48	24	2	12	1-2317222-2
	44	22	2	11	1-2317222-1
	40	20	2	10	1-2317222-0
	36	18	2	9	2317222-9
	32	16	2	8	2317222-8
	28	14	2	7	2317222-7
	48	12	4	6	2317222-6
	40	10	4	5	2317222-5
	40	8	5	4	2317222-4
	42	6	7	3	2317222-3
	28	4	7	2	2317222-2

THIS DRAWING IS A CONTROLLED DOCUMENT. DWN 28SEP2018 RAKSHITH R NAYAK
 CHK RAKSHITH R NAYAK
 APVD PRASHANTH S
 PRODUCT SPEC 108-64040-2
 APPLICATION SPEC 114-32175
 WEIGHT -
 CUSTOMER DRAWING

TE Connectivity
 NAME AMPMODU 2mm RECEPTACLE, wTB, IDC SR, STRIP, PLAIN, AWG 26-30
 SIZE A2 CAGE CODE 00779 DRAWING NO C-2317222 RESTRICTED TO -
 SCALE 5:1 SHEET 1 OF 1 REV A