
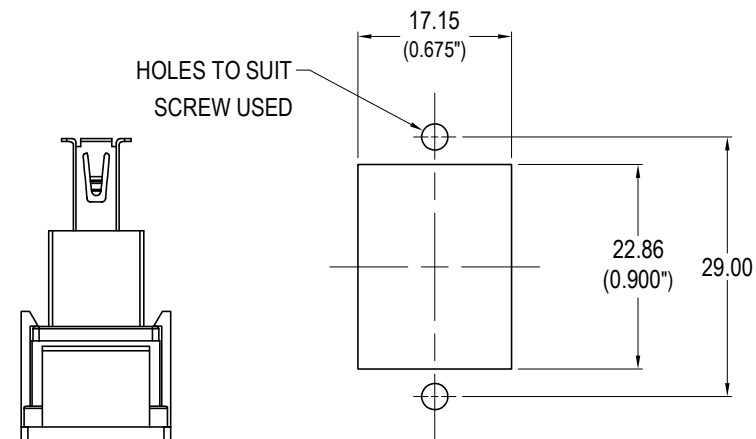
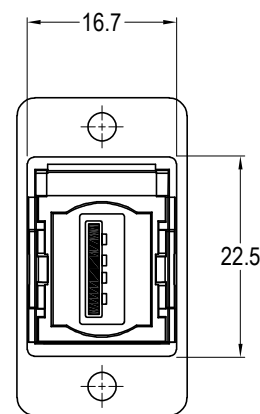
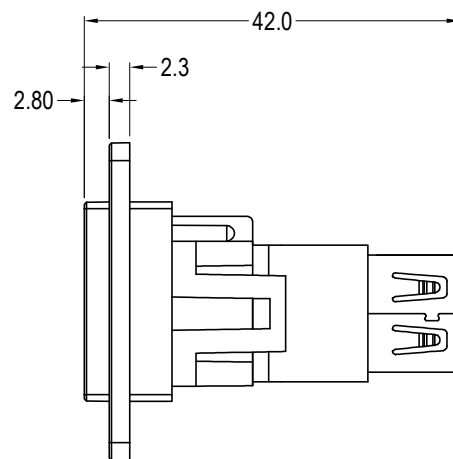
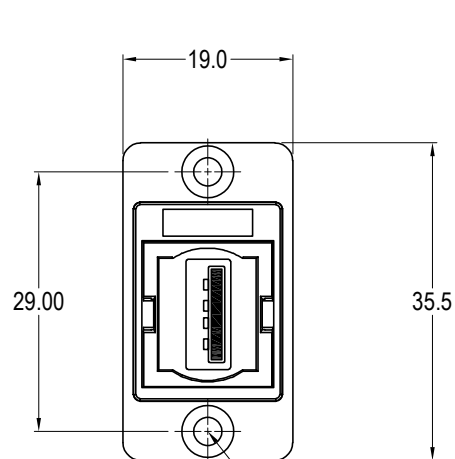
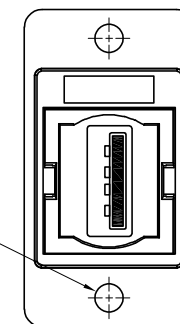


DUAL MOUNT
CAN BE FRONT OR REAR MOUNTED



ISS.	AMEND	DATE
1	ISSUED	21/01/21



VARIANTS

PART NO.	HOLE DETAILS
CP30708NM	HOLE Ø3.2 x CSK 90° x Ø5.85
CP30708NM3	M3 HOLES
CP30708NM440	#4-40 UNC HOLES
CP30708NMX1	PLAIN HOLE Ø3.2

4x HOLE VARIANTS

Ø3.2mm CSK 90° x Ø5.85
M3 x 0.5 THREAD
#4-40 UNC THREAD
PLAIN Ø3.2 HOLES

Specification:

1. Voltage rating: 30V AC
2. Current rating: 1.5A max
3. Contact resistance: 50mΩ max
4. Insulation resistance: 20MΩ min
5. Dielectric withstanding voltage: 500V AC
6. Operating Temperature: -20°C to 50°C

Material:

1. Insert: ABS UL94 HB
2. FT Frame: Diecast, Nickel plated
3. Inner Overmouldings: PE + PVC
4. Shell: Nickel plated steel
5. Contacts: Gold Plated

RoHS
COMPLIANT

TOLERANCE

NO DEC. PLACE ±
1 DEC. PLACE ±
2 DEC. PLACE ±
HOLE Ø ±
ANGLES ±
UNLESS
OTHERWISE STATED

Cliff Electronic Components Ltd.

76 Holmethorpe Avenue, Holmethorpe Industrial Estate,
Redhill, Surrey, RH1 2PF, England, UK
Tel: 01737-771375 Fax: 01737-766012 Website: www.cliffuk.co.uk

THE CONTENTS OF THIS DOCUMENT MUST NOT BE COPIED OR DISCLOSED
TO A 3rd PARTY WITHOUT WRITTEN PERMISSION OF CLIFF UK. © 2021

DIMENSIONS IN MILLIMETERS UNLESS OTHERWISE STATED. WORK TO DIMENSIONS. REMOVE ALL BURRS. IF IN DOUBT ASK.

MATERIAL: See Notes

FINISH: See Notes

DRAWN: T.J.O.

APPROVED: D.P.J.

3rd ANGLE PROJECTION:



DO NOT SCALE

TITLE: DUAL MOUNT METAL SLIM FT USB2 A-A

DRWG. No. CP30708NM

FORM: A4DRWGH