THIS DRAWING IS UNPUBLISHED
VERTRAULICH UNVERÖFFENTLICHTE ZEICHNUNG
© COPYRIGHT 2011
RELEASED FOR PUBLICATION 2011
FREIGABE VERÖFFENTLICHUNG
ALL RIGHTS RESERVED
ALLE RECHTE VORBEHALTEN

MADE WITH PROENGINEER

LOC PREFIX	UNIT	
1	-	-

REVISIONS
ÄNDERUNGEN

P	LTR	DESCRIPTION BESCHREIBUNG	DATE	DWN	APVD
	C	DEFLECTOR RIBS ON INSERT ADDED	24FEB2015	RSC	AKE
	D	ITEM 5: 9-2141264-2 was 2141264-3	02JAN2015	RSC	AKE
	E	ITEM 5: 2141264-3 was 9-2141264-2	29NOV2016	RSC	KKI
	E1	MODIFICATION IN ITEM 2	27MAR2019	SK	TS

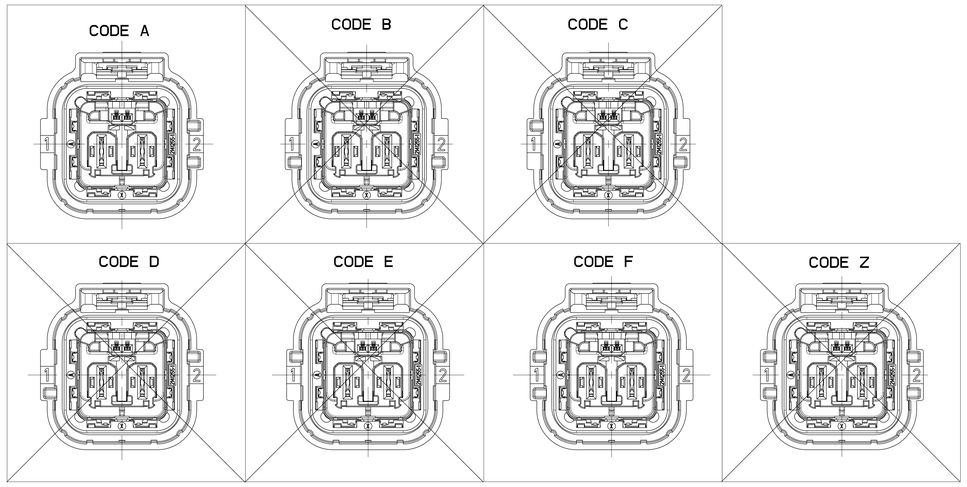

EXPLODED VIEW
Explosionsdarstellung

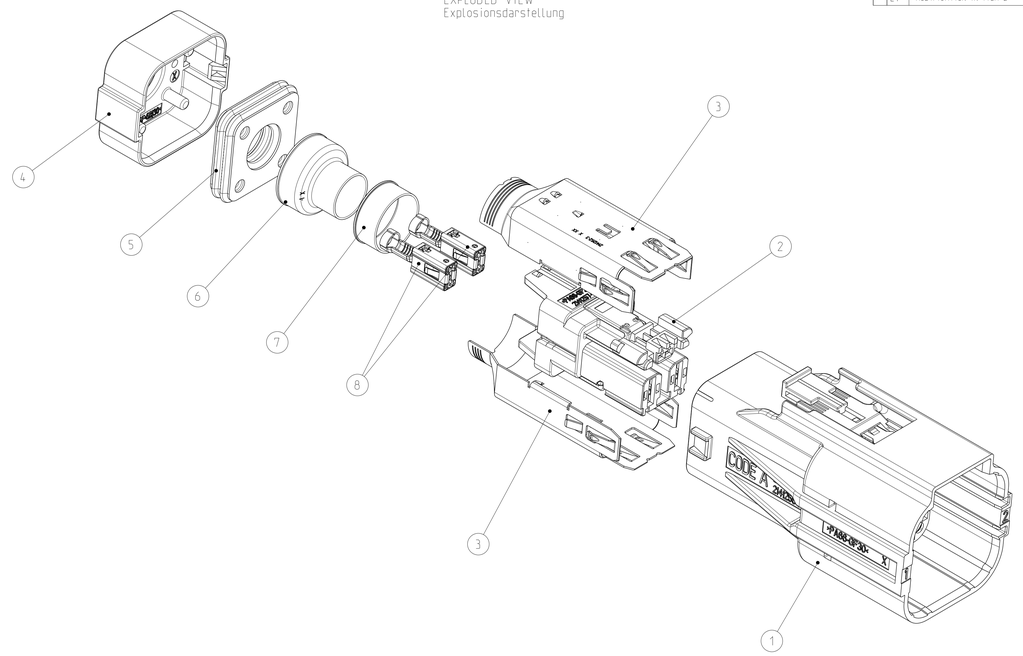

	ITEM	COMPONENT PN	DESCRIPTION	MATERIAL	COLOUR/SURFACE	QTY / Anzahl							
REQUIRED COMPONENTS	8	2-1241408-3	AMP MCP 6.3/4.8	CuNiSi	SEL. Ag PLATED	2	2	2	2	2	2	2	2
	E1 7	1-2141261-1	SHIELD CRIMP FERRULE.INNER	STAINLESS STEEL	BLANK	1	1	1	1	1	1	1	1
	E1 6	1-2141263-4	SHIELD CRIMP FERRULE.OUTSIDE	STAINLESS STEEL	BLANK	-	-	-	-	1	1	1	1
		1-2141263-3	SHIELD CRIMP FERRULE.OUTSIDE	STAINLESS STEEL	BLANK	1	1	1	1	-	-	-	-
	5	2141264-4	SINGLE WIRE SEAL	SILICON	YELLOW	-	-	-	-	1	1	1	1
		2141264-3	SINGLE WIRE SEAL	SILICON	BLUE	1	1	1	1	-	-	-	-
	4	2141265-4	COVER	PA6(GF+GB)30	ORANGE	-	-	-	-	1	1	1	1
		2141265-3	COVER	PA6(GF+GB)30	ORANGE	1	1	1	1	-	-	-	-
	3	2141262-3	SHIELDING. EMC	CuNiSi	SEL. Ag PLATED	2	2	2	2	2	2	2	2
	E1 2	2141259-1	2POS. MIXED. REC HSG. ASSY	PA66-GF30	BLACK	1	1	1	1	1	1	1	1
	1	1-2141256-6	2POS REC HSG. ASSY. COD F	PA66-GF30 SILICON	HSG ORANGE CPA RED	-	-	-	-	-	-	-	-
		1-2141256-1	2POS REC HSG. ASSY. COD A			-	-	1	-	-	-	1	-
		2141256-6	2POS REC HSG. ASSY. COD F		HSG ORANGE CPA BROWN	-	1	-	-	-	1	-	-
		2141256-1	2POS REC HSG. ASSY. COD A		HSG ORANGE CPA BLACK	1	-	-	-	1	-	-	-
				CRIMPING TOOL NO.		528041-9				1-528041-0			
				WIRE ISOLATION DIAMETER [mm]		10.7 - 11.3				12.2 - 12.8			
				VARIANT (TE KIT NUMBER)		2x4mm² COD.A (2287490-1)	2x4mm² COD.F (2287490-6)	-	-	2x6mm² COD.A (1-2287490-1)	2x6mm² COD.F (1-2287490-6)	-	-

ASSEMBLED CONDITION (ILLUSTRATION WITHOUT CABLE) 2
Zusammengebauter Zustand (Darstellung ohne Leitung)

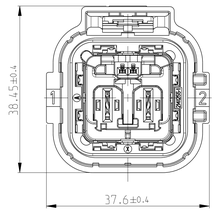

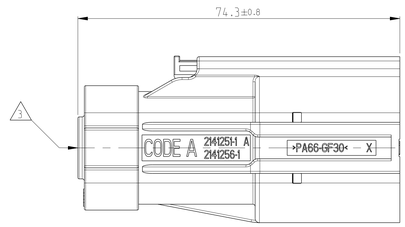

NOTES
Bemerkungen

1 THE GERMAN TEXT IS BINDING
Der deutsche Text ist verbindlich

2 ASSEMBLED NOT FOR SALE. DESCRIBES ONLY THE DELIVERY AMOUNT AND THE MOUNTING STATE WITHOUT CABLE
Zusammengebaut kein Verkaufsteil. stellt einzig den Lieferumfang und den Montagezustand ohne Leitung dar

3 MIN BENDING RADIUS OF CABLE ACCORDING TO SPECIFICATION OF CABLE SUPPLIER.
Min. Leitungs-Biegeradius gemaess Leitungsspezifikation des Herstellers.

4 ADAPTIVE CABLES SEE SPECIFICATION 114-94100
Anwendbare Leitungen siehe Verarbeitungsspezifikation 114-94100

PRODUCT CHARACTERISTICS ACC. QMP EMEA_12
BESONDERE MERKMALE NACH QMP EMEA_12
DIESE ZEICHNUNG IST EIN KONTROLLIERTES DOKUMENT. BEMASSUNGEN UND TOLERANZEN GEMAESS GPS (ISO STANDARDS).
THIS DRAWING IS A CONTROLLED DOCUMENT. DIMENSIONING AND TOLERANCING PER GPS (ISO STANDARDS)
DIMENSIONS: MASSE(NETTEN) (mm)
MATERIAL SEE
TOLERANCES UNLESS OTHERWISE SPECIFIED: ALLGEMEINTOLERANZEN
0 PLC ±-
1 PLC ±- DIN ISO
2 PLC ±- 2768-mK
3 PLC ±-
4 PLC ±-
ANGLES(WINKEL) ±°
FINISH(OBERFLÄCHE/FARBE)
TOLERANCING ISO 8015
TOLERIERUNG ISO 8015
DWN P.Schwan 07OCT2014
CHK F.Wittrock 07OCT2014
APVD A.Kettler 07OCT2014
PRODUCT SPEC 108-94264
APPLICATION SPEC (VERARBEITUNGSPEZ.) 114-94100
WEIGHT (GEWICHT) 57g
Customer Drawing
TE Connectivity
NAME 2POS.MCP6.3.PLUG HSG.HVA630 KIT HV CONNECTOR
SIZE A0 CAGE CODE 00779 DRAWING NO (ZEICHNUNGS-NR.) C-2287490 RESTRICTED TO NUR FÜR -
/KUNDENZEICHNUNG SCALE (MASSSTAB) 2:1 SHEET (BLATT) 1 OF (VON) 1 REV E1

A806 (3/11)