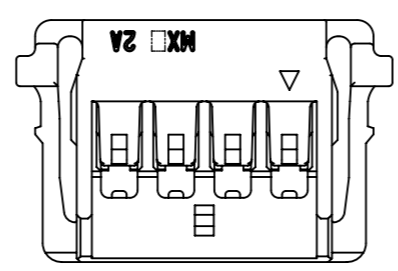
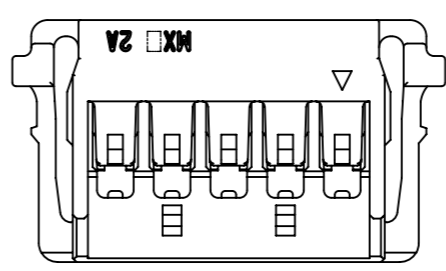


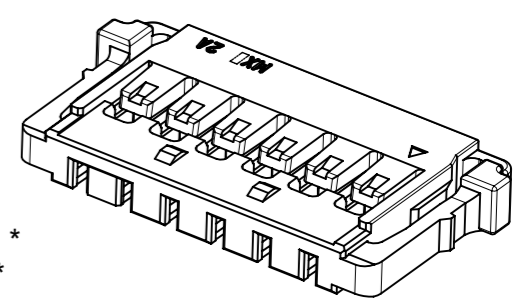
NUMBER of LOCK



2 - 4 CIRCUITS



5 - 12 CIRCUITS



NOTES.

1. 嵌合相手 : 5 0 4 0 5 0 * * * *
MATE WITH : 504050****
2. 適合ターミナル : 5 0 4 0 5 2 * * * *
APPLICABLE TERMINAL : 504052****
- △₃ 偶数極に適用
APPLY EVEN CIRCUIT PRODUCTS.
4. 材質
MATERIAL
ポリアミド(PA) UL94-V0 BLACK
POLYAMIDE(PA) UL94-V0 BLACK
5. 製品仕様及び取扱いについては、製品仕様書PS-504051-001
及びコネクタ取扱説明書AS-504051-001を参照願います。
PLEASE REFER TO PRODUCT SPECIFICATION
PS-504051-001 AND APPLICATION
SPECIFICATION AS-504051-001
6. ELV及びRoHS適合品
ELV AND RoHS COMPLIANT.
7. 梱包仕様書 : SPK-504051-001.
PACKING INFORMATION SPK-504051-001.

20.55	20.95	16.5	21.95	5040511201	12
19.05	19.45	15	20.45	5040511101	11
17.55	17.95	13.5	18.95	5040511001	10
16.05	16.45	12	17.45	5040510901	9
14.55	14.95	10.5	15.95	5040510801	8
13.05	13.45	9	14.45	5040510701	7
11.55	11.95	7.5	12.95	5040510601	6
10.05	10.45	6	11.45	5040510501	5
8.55	8.95	4.5	9.95	5040510401	4
7.05	7.45	3	8.45	5040510301	3
5.55	5.95	1.5	6.95	5040510201	2
D	C	B	A	ORDER NO.	CIRCUIT SIZE

梱包状態 : ポリ袋 PACKAGING : POLYBAG

THIS DRAWING CONTAINS INFORMATION THAT IS PROPRIETARY TO MOLEX ELECTRONIC TECHNOLOGIES, LLC AND SHOULD NOT BE USED WITHOUT WRITTEN PERMISSION		CURRENT REV DESC:		molex	
DIMENSION UNITS	SCALE	EC NO: 648884			
mm	NTS	DRWN: QHE31 2020/11/10		PICO-LOCK1.5 REC HSG SGLRW H=2	
GENERAL TOLERANCES (UNLESS SPECIFIED)		CHK'D: SAKIYAMA 2020/11/10		PRODUCT CUSTOMER DRAWING	
ANGULAR TOL	± 3.0 °	APPR: KOMURAKAMI 2020/11/11		DOCUMENT NUMBER	
4 PLACES	± 0.2	INITIAL REVISION:		5040510000-SD	
3 PLACES	± 0.2	DRWN: QHE31 2018/03/14		DOC TYPE	DOC PART
2 PLACES	± 0.2	APPR: KOMURAKAMI 2019/02/18		PSD	000
1 PLACE	± 0.2	THIRD ANGLE PROJECTION		REVISION	
0 PLACES	± 0.2	DRAWING	SERIES	B	
DRAFT WHERE APPLICABLE MUST REMAIN WITHIN DIMENSIONS		A3-SIZE	504051	MATERIAL NUMBER	CUSTOMER
				SEE CHART	SHEET NUMBER
				1 OF 1	