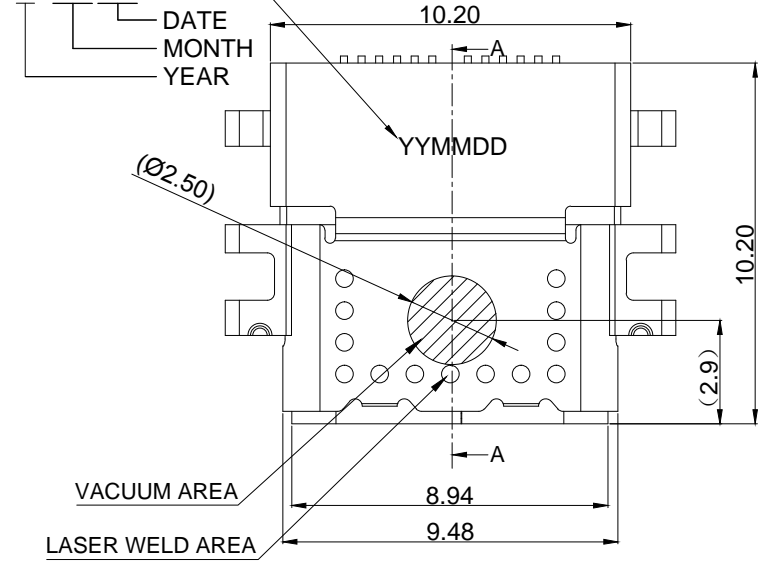


This document is the property of Amphenol Corporation and is delivered on the express condition that it is not to be disclosed, reproduced or used, in whole or in part, for manufacture or sale by anyone other than Amphenol Corporation without its prior consent, & that no right is granted to disclose or to use any information in this document.

CUSTOMER DRAWING

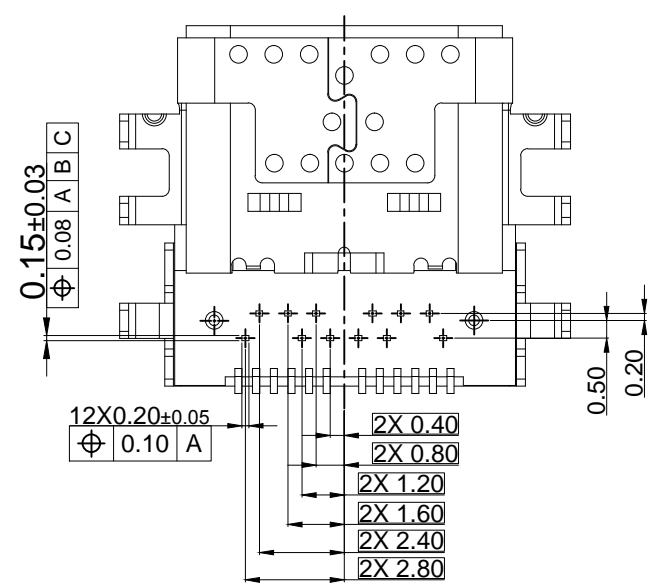
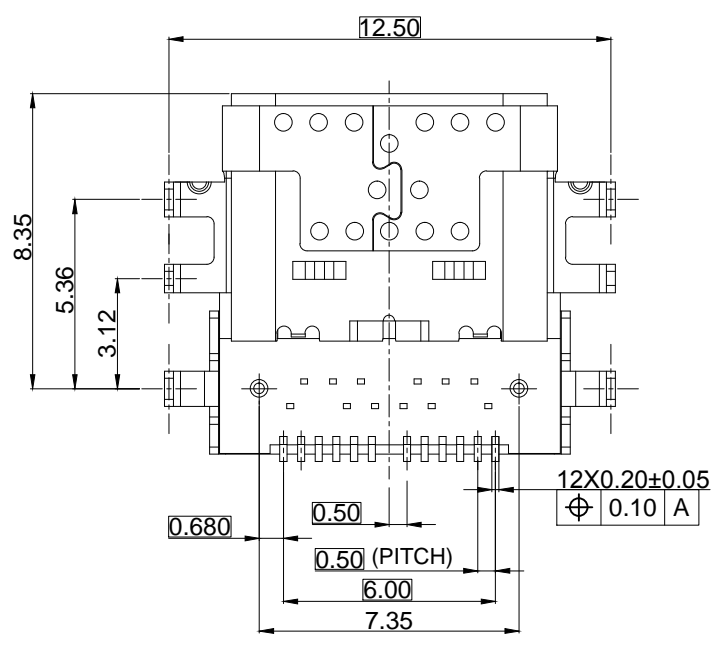
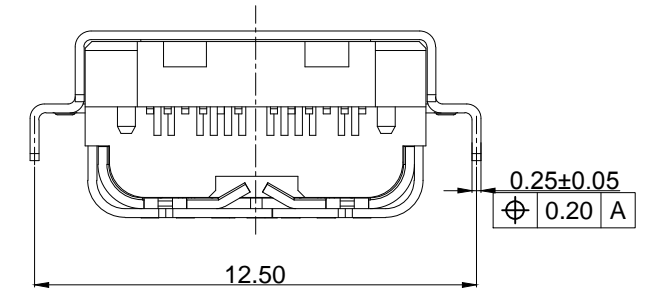
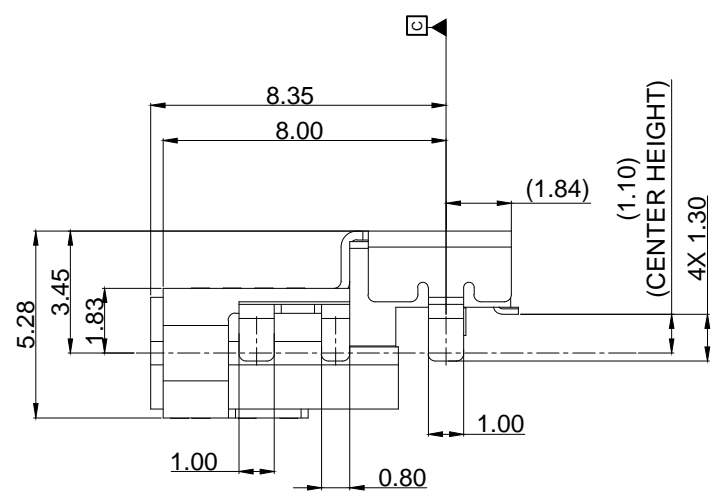
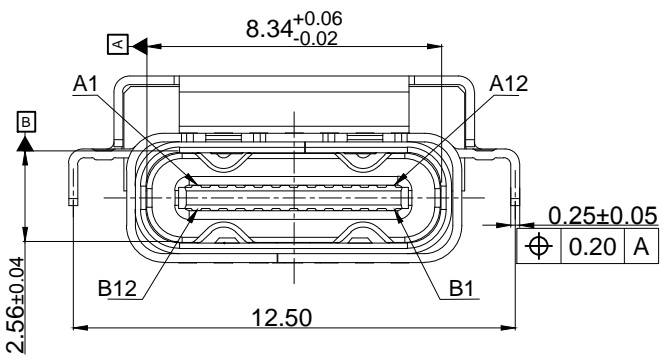
REVISIONS				
SYM	ECN	DESCRIPTION	DATE	APPROVED
1	***	FIRST RELEASE	2021/03/31	Michael.lip

Date Code:
YY MM DD
DATE
MONTH
YEAR



Pin :

A1	A2	A3	A4	A5	A6	A7	A8	A9	A10	A11	A12
GND	TX1+	TX1-	Vbus	CC1	D+	D-	SBU1	Vbus	RX2-	RX2+	GND
GND	RX1+	RX1-	Vbus	SBU2	D-	D+	CC1	Vbus	TX2-	TX2+	GND
B12	B11	B10	B9	B8	B7	B6	B5	B4	B3	B2	B1



HF(无卤)	✓
Non-HF(有卤)	

ITEM	DESCRIPTION	QTY	MATERIAL	FINISH	REMARK
6	OUT SHELL	1	STAINLESS STEEL	BLACK NICKEL PLATING	
5	INT SHELL	1	STAINLESS STEEL	BLACK NICKEL PLATING	
4	MAIN HOUSING	1	HIGH TEMPERATURE		COLOR:BLACK
3	MID PLATE	1	STAINLESS STEEL		
2	BOTTOM TERMINAL	1	COPPER ALLOY	Mating Area: Au 30u" Min Solder Area: Gold flash	
1	TOP TERMINAL	1	COPPER ALLOY	80u"Min Nickel Under Plating Over All	

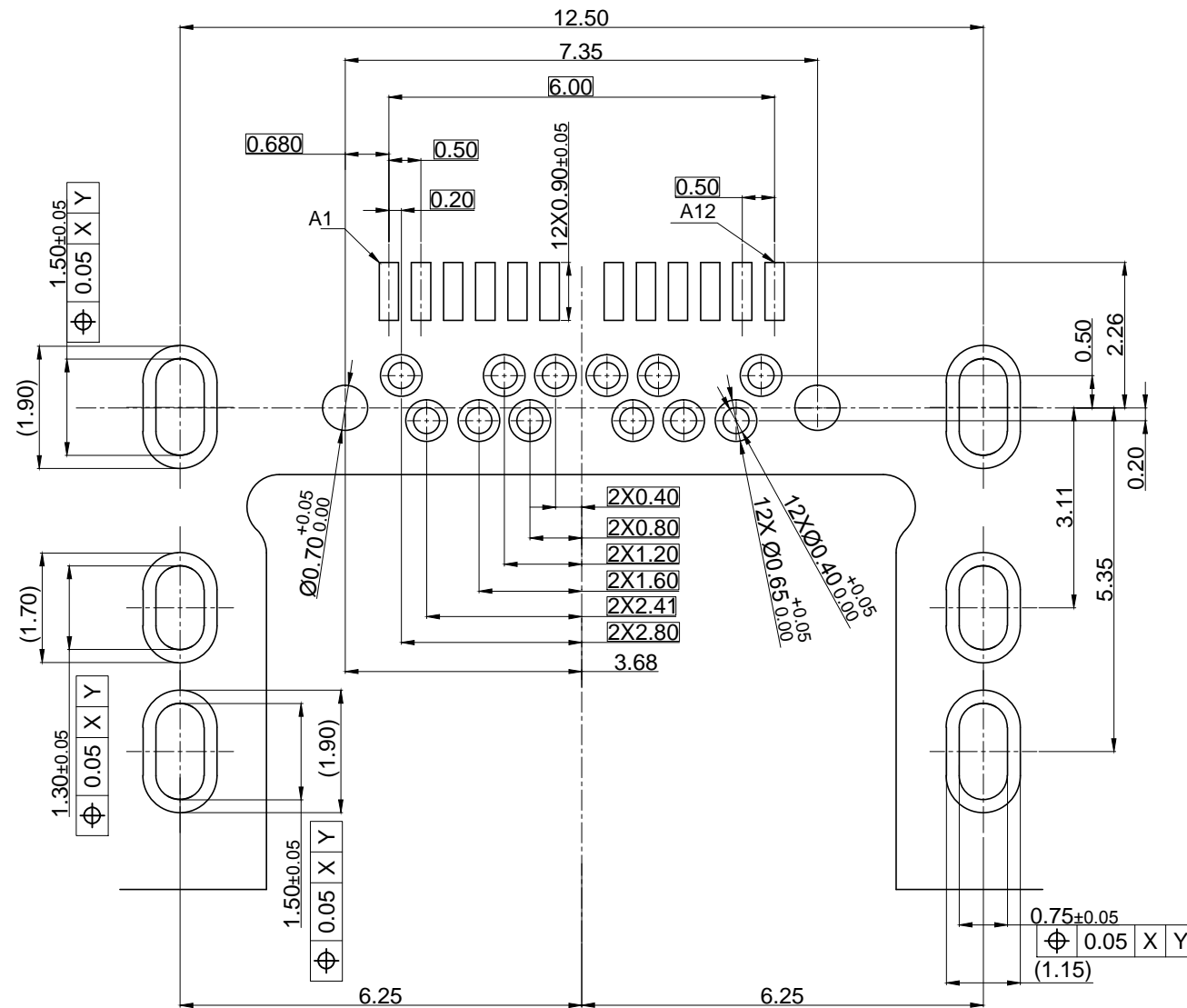
UNLESS OTHERWISE SPECIFIED TOLERANCES		APPROVAL		DATE
U.S.	METRIC	DRAWN	Sunny.Zhou	04/08/21
.X	+/- 0.50	CHECKED	Michael.Qin	04/08/21
.XX	+/- 0.25	CHECKED	Michael.Qin	
.XXX	+/- 0.10			
FRACTIONS	+/- 3°			
ANGLES	+/-			

Amphenol	
Amphenol East Asia Limited	
TITLE Customer Drawing For	
USB 3.2 socket connector, R/A, Middle mount, Hybrid type, CH=-1.10mm, No Water proof	
SIZE	DRAWING NO.
A3	C 12402148
SCALE	REV.
NONE	1
SHEET 1 OF 2	

This document is the property of Amphenol Corporation and is delivered on the express condition that it is not to be disclosed, reproduced or used, in whole or in part, for manufacture or sale by anyone other than Amphenol Corporation without its prior consent, & that no right is granted to disclose or to use any information in this document.

CUSTOMER DRAWING

REVISIONS				
SYM	ECN	DESCRIPTION	DATE	APPROVED
		SEE PAGE 1		



Recommended PCB Layout(Top View)/推荐的PCB布局(前视图)
General Tolerances:±0.05/一般公差:±0.05

NOTES/注释:

- MATERIAL/材料: SEE BILL OF MATERIAL /见材料清单
- COPLANARITY/共面度: 0.10 Max.
- DIMENSIONING SHALL BE INTERPRETED PER ASME Y14.5M 1994.
尺寸标注基于ASME Y14.5M 1994标准规范
- MATERIAL SHOULD BE FULFILLED AMPHENOL SPEC.# S-SN-002, FOR HALOGEN FREE PRODUCTS, ALSO NEED TO MEET S-SN-004.
产品材料环保标准为Amphenol SSN#002,如果是无卤产品需满足标准SSN#004
- As for welding, there are possibilities that the number of welding and position change.
焊接, 也有焊接数量和位置变化的可能性。
- Discoloration might occur at welded area
焊接区域可能出现变色
- Shell length is shorter compare to reference value of USB Type-C standard.
Please check mating depth with case(housing) to satisfy mechanical function.
外壳长度比USB Type-C标准的参考值更短, 请检查与外壳的配合深度, 以满足机械功能
- There is possibility that the shell discolors after heating
壳体加热后有变色的可能
- Laser welds may be discolor.also the weld may swell.
激光焊接可能会变色。焊缝也可能膨胀
- ORDER P/N SYSTEM/产品料号编码系统: 12402138E512A

Plating Spec: _____
E5: Mating Area: Au 30u" Min
Solder Area: Gold flash
80u"Min Nickel Under Plating Over All

A:HF
Package Spec.
2:Reel
Date Code Description
1:With D/C



HF(无卤)	√
Non-HF(有卤)	

UNLESS OTHERWISE SPECIFIED TOLERANCES		APPROVAL	DATE	Amphenol Amphenol East Asia Limited
	U.S. METRIC			
.X	+/- 0.50	DRAWN Sunny.Zhou	04/08/21	TITLE Customer Drawing For USB 3.2 socket connector, R/A , Middle mount, Hybrid type, CH=-1.10mm, No Water proof
.XX	+/- 0.25	CHECKED Michael.Qin	04/08/21	
.XXX	+/- 0.10	CHECKED Michael.Qin		
FRACTIONS	+/- 3°	DRAWING FILE :		SIZE DRAWING NO. REV. A3 C 12402148 1
ANGLES	+/-	ANGLE OF PROJECTION		
FOR MATERIALS AND FINISHES SEE NOTES		REMOVE SHARP EDGES		SCALE NONE SHEET 2 OF 2
DIMENSIONS		U.S. INCHES (METRIC) (MM)		