Copying of this document and giving it to others and the use or communication of the contents thereof, are forbidden without express authority. Offenders are liable to the payment of damages. All rights are reserved in the event of the grant of a patent or the registration of the utility model or design

Weitergabe sowie Vervielfältigung dieser Unterlage, Verwertung und Mitteilung ihres Inhalts nicht gestattet, soweit nicht ausdrücklich zugestanden. Zuwiderhandlungen verpflichten zu Schadenersatz. Alle Rechte für den Fall der Patenterteilung oder Gebrauchsmuster-Eintragung vorbehalten

INDUSTRIAL@AMPHENOL
TRUSTED GLOBALLY

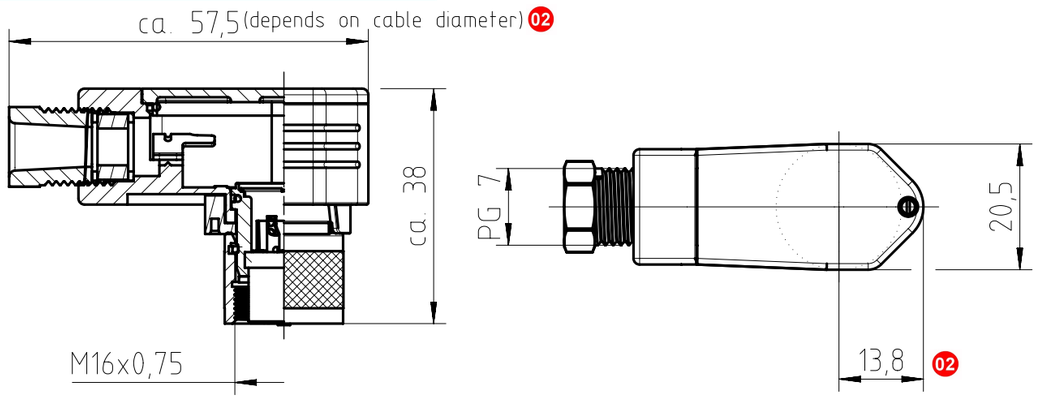

Number of contacts	Standard	3	4	5	5	6	7	7	8	12	14	14	19
Contact arrangement	IEC 61076-2-106	03-a	04-a	05-a	05-b	06-a	07-a	07-b	08-a	12-a	14-a	14-b	19-a
Contact arrangement	IEC 60130-9[1]	yes		no	yes		no	yes		no			
Rated voltage[2]	IEC 60664-1	300 V (100 V)		300 V (63 V)	100 V (32 V)	300 V (63 V)		100 V (32 V)		150 V (32 V)		60 V (32 V)	
Rated voltage	UL 1977	250V								60V			
Rated impulse withstand voltage[2]	IEC 60664-1	1500 V (1500 V)			1200 V (800 V)	1500 V (1500 V)		1200 V (800 V)					
Pollution degree[2]	IEC 60664-1	1 (3[3])											
Installation category	IEC 60664-1	I											
Insulation group	IEC 60664-1	II, 400 ≤ CTI < 600											
Current rating	IEC 60512-5-2 UL 1977	10A/+40°C		7A/+40°C						3A/+40°C			
Insulation resistance	IEC 60512-3-1	$>10^{10}$ Ohm[4]											
Contact resistance	IEC 60512-2-1	<5mOhm											
Climatic category	IEC 60668-1	40 / 100 / 56											
Temperatur range	IEC 60668-1	-40°C...+100°C / -40°F...+212°F											
Salt spray resistance	DIN IEC 60068-2-11, test Ka	720h											
IP degree	ÎEC 60529	IP 69K / IP 67 / IP 65 (in mated condition)											
Insertion and withdrawal force	IEC 60512-13-2	25N	30N	35N	35N	50N	55N	55N	60N	50N	50N	50N	60N
mechanical operation	IEC 60512-9-1	Silver ≥500 mating cycles / Gold ≥1000 mating cycles											
housing material		brass and / or zinc die cast, nickel plated											
dielectric material		thermoplastic											
sealing material		Chloroprene											
contacts		silver or gold plated											
termination technique		solder											
wire gauge		≤0,5mm² / 20 AWG								≤0,35mm² / 22 AWG			
flamability		UL 94 V0											
locking system	IEC 60130-9 DIN EN 61076-2-106	metal screw coupling; tightening torque 0,7 - 1,5 Nm											

[1] Edition 2000-05
[2] values in brackets are according to DIN EN 61076-2-106
[3] designed acc. pollution degree 2, can be used under pollution degree 3 when the rules of IEC 60644-1 are fulfilled
[4] under operating conditions $>10^8$ Ohm

Do not connect or disconnect under load. Metal housing parts shall be securely incoporated to protected ground.
Remark for gold plated contacts:
In order to avoid brittle inter-metallic connections, gold plated terminals have to be tin-plated in the solder area.
All technical data have been measured in a laboratory environment and can be different during pratical usage of the product. Any product information is for descriptive usage only and not legally binding; particulary the information does not constitute or provide any legal guaranties ("Beschaffenheitsgarantie" or " Haltbarkeitsgarantie").

	Contact arrangement View on mating side	Number of contacts (Contact arrangement acc. IEC 61076-2-106)	Part number-Ag	Part number-Au
	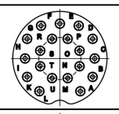	19 (19-a)	C091 31F019 100 2 U	C091 31F019 200 2 U
		14 (14-b)	C091 31F114 100 2 U	C091 31F114 200 2 U
	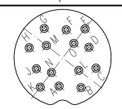	14 (14-a)	C091 31F014 100 2 U	C091 31F014 200 2 U
	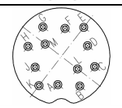	12 (12-a)	C091 31F012 100 2 U	C091 31F012 200 2 U
	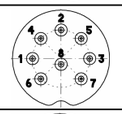	8 (08-a)	C091 31F008 100 2 U	C091 31F008 200 2 U
	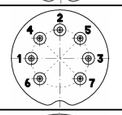	7 (07-b)	C091 31F107 100 2 U	C091 31F107 200 2 U
	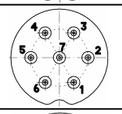	7 (07-a)	C091 31F007 100 2 U	C091 31F007 200 2 U
	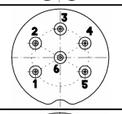	6 (06-a)	C091 31F006 100 2 U	C091 31F006 200 2 U
	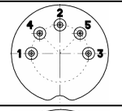	5 (05-b)	C091 31F105 100 2 U	C091 31F105 200 2 U
	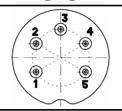	5 (05-a)	C091 31F005 100 2 U	C091 31F005 200 2 U
	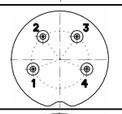	4 (04-a)	C091 31F004 100 2 U	C091 31F004 200 2 U
	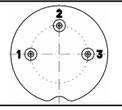	3 (03-a)	C091 31F003 100 2 U	C091 31F003 200 2 U

Gewicht (errechnet) / *Calc WT* :	Zul. Abw. / *Tolerances* : ISO 2768-c	DIN / ISO 13715	Maßstab / *Scale* : 1:1 A3
Prüfmaß / *Testdimension*			CUSTOMER DRAWING
Teileindex / *Partindexnumber:*			
Bagatelle change:			

Index	Änderung / *Description*	Datum / *Date*	Name
02	202100006	01.03.2021	MCARL
01	202000083	26.10.2020	MCARL

Gez. / Drawn	20.08.2020 MCARLE
Status	Released
Gepr. / Checked	02.03.2021 MBERTSCH

Amphenol Tuchel Industrial GmbH

Female cable connector r/a
for cable diameter 4-6mm

M C091 31FXXX X00 2 U

Blatt / *Sheet* 1 / 1 Bl.

Ers. f. / *Replacement for* :

FA2021-000885

NXM1-V01