

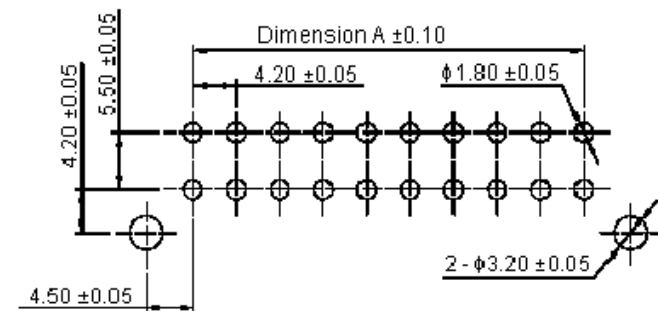
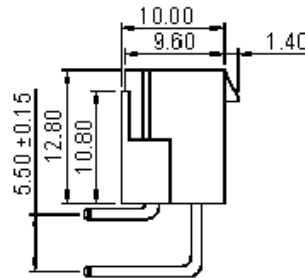
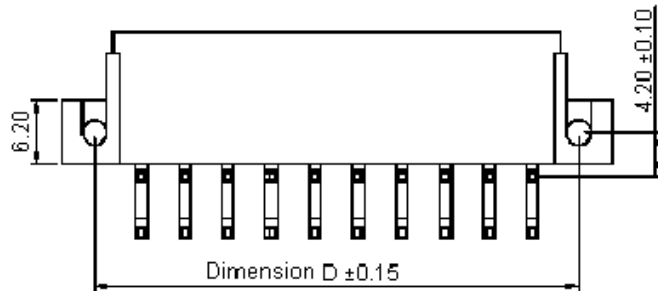
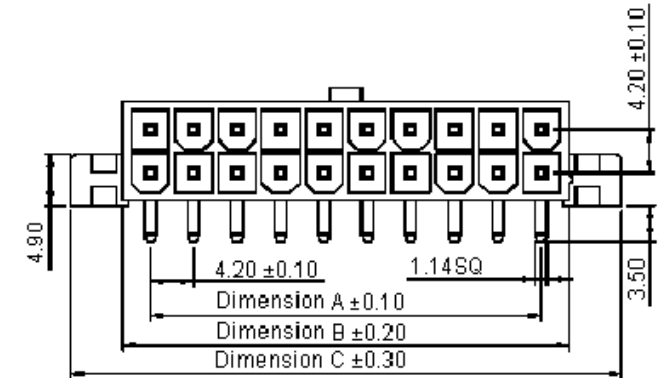


PART NO.

MC34 Series

REVISIONS

ECN #	REV	DESCRIPTION	DRAWN	DATE	CHECKD	DATE	APPRVD	DATE
-	A	RELEASED	Jagan	07/10/09	Ramya	07/10/09	Farnell	21/10/09



PCB Layout

Dimensions : Millimetres

This data sheet and its contents (the "Information") belong to the Premier Farnell Group (the "Group") or are licensed to it. No licence is granted for the use of it other than for information purposes in connection with the products to which it relates. No licence of any intellectual property rights is granted. The Information is subject to change without notice and replaces all data sheets previously supplied. The Information supplied is believed to be accurate but the Group assumes no responsibility for its accuracy or completeness, any error in or omission from it or for any use made of it. Users of this data sheet should check for themselves the Information and the suitability of the products for their purpose and not make any assumptions based on information included or omitted. Liability for loss or damage resulting from any reliance on the Information or use of it (including liability resulting from negligence or where the Group was aware of the possibility of such loss or damage arising) is excluded. This will not operate to limit or restrict the Group's liability for death or personal injury resulting from its negligence. SPC MULTICOMP is the registered trademark of the Group. © Premier Farnell plc 2008.

TOLERANCES:
UNLESS OTHERWISE SPECIFIED, DIMENSIONS ARE FOR REFERENCE PURPOSES ONLY.

DRAWN BY:	DATE:
Jagan	07/10/09
CHECKED BY:	DATE:
Ramya	07/10/09
APPROVED BY:	DATE:
Farnell	21/10/09

DRAWING TITLE:			
4.2mm Header - Right Angle			
SIZE	DWG NO.	ELECTRONIC FILE	REV
A	M10002396	1578501-1578512-DWG	A
SCALE: NTS		U.O.M.: mm	SHEET: 1 OF 3

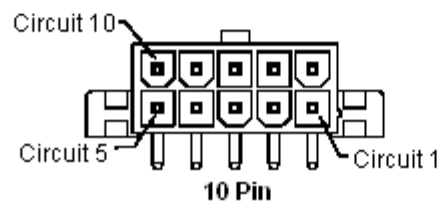
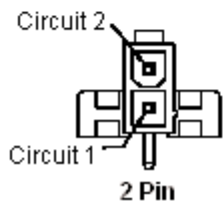
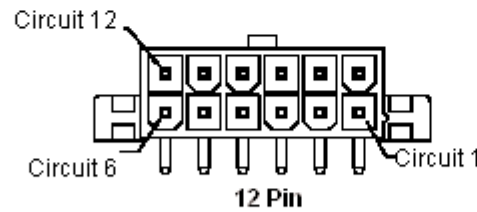
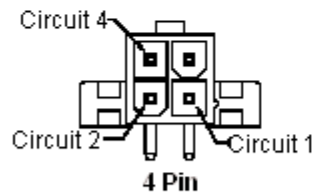
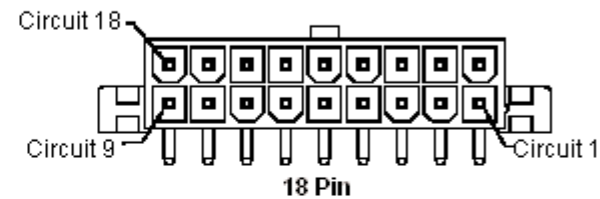
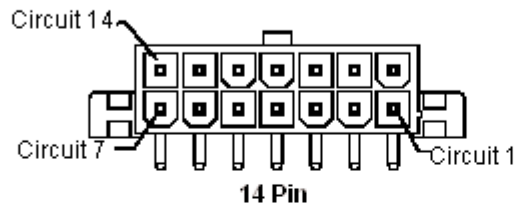
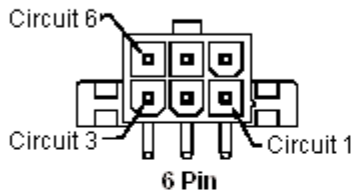
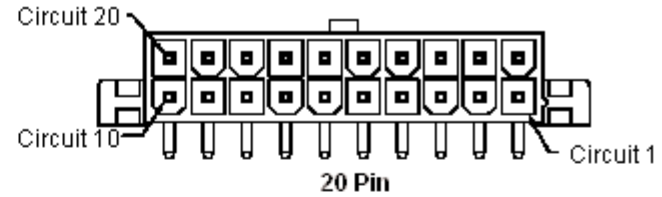
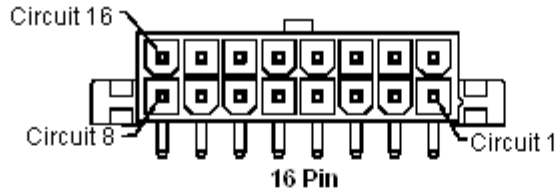
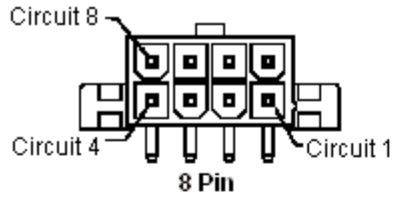


PART NO.

MC34 Series

REVISIONS

ECN #	REV	DESCRIPTION	DRAWN	DATE	CHECKD	DATE	APPRVD	DATE
-	A	RELEASED	Jagan	07/10/09	Ramya	07/10/09	Farnell	21/10/09



2 to 20P Protection Key Drawing

This data sheet and its contents (the "Information") belong to the Premier Farnell Group (the "Group") or are licensed to it. No license is granted for the use of it other than for information purposes in connection with the products to which it relates. No licence of any intellectual property rights is granted. The Information is subject to change without notice and replaces all data sheets previously supplied. The Information supplied is believed to be accurate but the Group assumes no responsibility for its accuracy or completeness, any error in or omission from it or for any use made of it. Users of this data sheet should check for themselves the Information and the suitability of the products for their purpose and not make any assumptions based on information included or omitted. Liability for loss or damage resulting from any reliance on the Information or use of it (including liability resulting from negligence or where the Group was aware of the possibility of such loss or damage arising) is excluded. This will not operate to limit or restrict the Group's liability for death or personal injury resulting from its negligence. SPC MULTICOMP is the registered trademark of the Group. © Premier Farnell plc 2008.

TOLERANCES:

UNLESS OTHERWISE SPECIFIED, DIMENSIONS ARE FOR REFERENCE PURPOSES ONLY.

DRAWN BY:	DATE:
Jagan	07/10/09
CHECKED BY:	DATE:
Ramya	07/10/09
APPROVED BY:	DATE:
Farnell	21/10/09

DRAWING TITLE:

4.2mm Header - Right Angle

SIZE	DWG NO.	ELECTRONIC FILE	REV
A	M10002396	1578501-1578512-DWG	A
SCALE: NTS	U.O.M.: mm	SHEET: 2 OF 3	



PART NO.

MC34 Series

REVISIONS

ECN #	REV	DESCRIPTION	DRAWN	DATE	CHECKD	DATE	APPRVD	DATE
-	A	RELEASED	Jagan	07/10/09	Ramya	07/10/09	Farnell	21/10/09

Specifications:

Current rating : 9.0A ac, dc.
 Voltage rating : 600V ac, dc.
 Maximum contact resistance : 10mΩ.
 Minimum insulation resistance : 1000MΩ.
 Withstanding voltage : 1500V ac for one minute.
 Operating temperature range : -40°C to +105°C.

Material and finish:

Insulator : Nylon 66.
 Insulator colour : Transparent white.
 Contact : Copper alloy.
 Finish : Tin plated.

Specification Table

Description	Number of Position	A	B	C	D	Part Number
Header, Right Angle, 2 Way	2	-	5.40	15.40	9.00	MC34311
Header, Right Angle, 4 Way	4	4.20	9.60	19.60	13.20	MC34669
Header, Right Angle, 6 Way	6	8.40	13.80	23.80	17.40	MC34313
Header, Right Angle, 8 Way	8	12.60	18.00	28.00	21.60	MC34671
Header, Right Angle, 10 Way	10	16.80	22.20	32.20	25.80	MC34673
Header, Right Angle, 12 Way	12	21.00	26.40	36.40	30.00	MC34675
Header, Right Angle, 14 Way	14	25.20	30.60	40.60	34.20	MC34901
Header, Right Angle, 16 Way	16	29.40	34.80	44.80	38.40	MC34781
Header, Right Angle, 18 Way	18	33.60	39.00	49.00	42.60	MC34903
Header, Right Angle, 20 Way	20	37.80	43.20	53.20	46.80	MC34783

Dimensions : Millimetres

<http://www.farnell.com>

<http://www.newark.com>

<http://www.cpc.co.uk>

This data sheet and its contents (the "Information") belong to the Premier Farnell Group (the "Group") or are licensed to it. No licence is granted for the use of it other than for information purposes in connection with the products to which it relates. No licence of any intellectual property rights is granted. The Information is subject to change without notice and replaces all data sheets previously supplied. The Information supplied is believed to be accurate but the Group assumes no responsibility for its accuracy or completeness, any error in or omission from it or for any use made of it. Users of this data sheet should check for themselves the Information and the suitability of the products for their purpose and not make any assumptions based on information included or omitted. Liability for loss or damage resulting from any reliance on the Information or use of it (including liability resulting from negligence or where the Group was aware of the possibility of such loss or damage arising) is excluded. This will not operate to limit or restrict the Group's liability for death or personal injury resulting from its negligence. SPC MULTICOMP is the registered trademark of the Group. © Premier Farnell plc 2008.

**TOLERANCES:
UNLESS OTHERWISE SPECIFIED, DIMENSIONS ARE FOR REFERENCE PURPOSES ONLY.**

DRAWN BY:	DATE:
Jagan	07/10/09
CHECKED BY:	DATE:
Ramya	07/10/09
APPROVED BY:	DATE:
Farnell	21/10/09

DRAWING TITLE:			
4.2mm Header - Right Angle			
SIZE	DWG NO.	ELECTRONIC FILE	REV
A	M10002396	1578501-1578512-DWG	A
SCALE: NTS		U.O.M.: mm	SHEET: 3 OF 3