

- NOTES:
- ⊕ REPRESENTS A CRITICAL DIMENSION.
 - PUSHOUT FORCE TO BE: 2 lb. (32oz) MIN.
 - ORIENTATION OF PART IN T&R MAY VARY DEPENDING ON POCKET.
 - MAX CUT FLASH .030 ON TAIL AND POST.

LEAD STYLE	"B"	TERMINAL	"C"
-01	.230 [5.84]	T-1S6-08-X-2	.180 [4.57]
-02	.320 [8.13]	T-1S6-15-X-2	.190 [4.83]
-03	.420 [10.67]	T-1S6-09-X-2	.190 [4.83]
-04	.120 [3.05]	T-1S6-07-X-2	.190 [4.83]

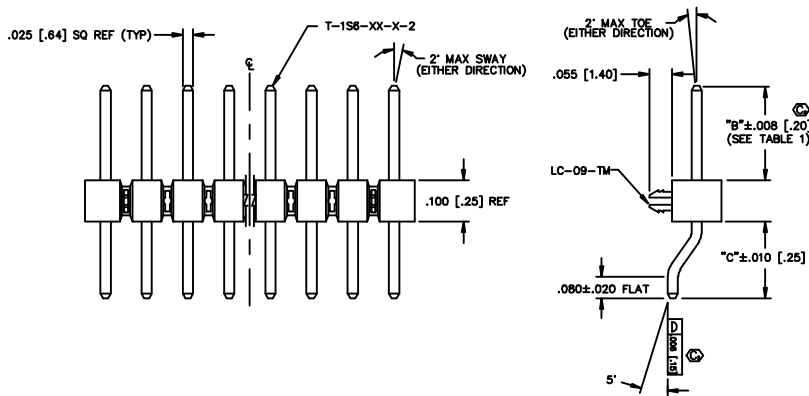
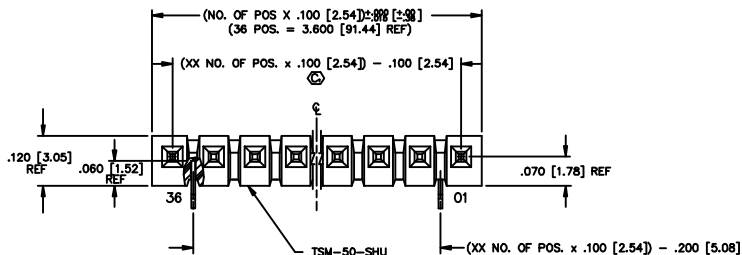


FIG. 1
-LC: LOCKING CLIP OPTION
CLIPS N/A WITH -A OPTION.

TSM-1XX-XX-XXX-SH-XX-XXX-XX

No. OF POSITIONS
-02 THRU -36

LEAD STYLE
SEE TABLE 1

PLATING SPEC.

- T: TIN
- S: SELECTIVE
- G: GOLD
- L: SELECTIVE
- F: FLASH SELECTIVE
- H: HEAVY GOLD
- P: GOLD FLASHED PALLADIUM NICKEL
- TL: TIN/LEAD (-01 LEAD STYLE ONLY)
- STL: SELECTIVE TIN/LEAD (-01 LEAD STYLE ONLY)
- TM: MATTE TIN
- SM: HEAVY SELECTIVE GOLD, MATTE TIN TAIL
- LM: LIGHT SELECTIVE GOLD, MATTE TIN TAIL
- FM: FLASH SELECTIVE GOLD, MATTE TIN TAIL

ROW SPECIFICATION
-SH: SINGLE HORIZONTAL

OPTION #3

- P: PICK & PLACE PAD (SEE FIG. 3)
USE PPP-08 (-04 THRU -36 POSITION OR 02 & 03 POSITION WITH -TR ONLY)
- TR: TAPE & REEL (-02 THRU -30 POSITION)
(LEADS MAY NOT BE VISIBLE FOR CUSTOMER VISUAL INSPECTION ON SMALLER POSITION PARTS WHEN USED WITH -P OPTION.)
- K: POLYIMIDE FILM (SEE FIG. 6, SHT. 2)
(-04 THRU -36 POSITION)
(-02 & -03 POSITIONS WITH -TR ONLY)

OPTION #2

- XXX: POLARIZED POSITION
SPECIFY OMITTED PIN

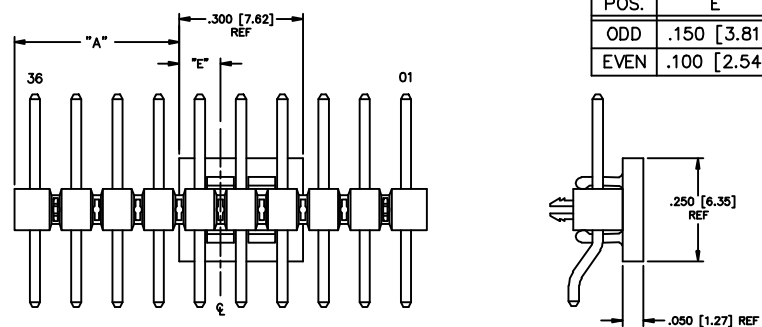
OPTION #1

- LC: LOCKING CLIP (SEE FIG. 1)
USE LC-09-TM (-03 THRU -36 POS USE 2 PER STRIP)
(-02 POS USE 1 PER STRIP)
(USE TSM-50-SHU)
- A: ALIGNMENT PIN
(USE TSM-XX-SH-A BODY FOR MOLDED -A PINS, POS -02, SEE FIG 2, SHEET 2)
(USE TSM-50-SHU-XX BODY FOR MOLDED -A PINS, POS -03 THRU -50, SEE FIG 2, SHEET 2)
(USE TSM-50-SHU BODY FOR STAKED -A PINS, POS -04 THRU -50, SEE FIG 4, SHEET 2)
- LEAVE BLANK FOR NO HOLD DOWN OPTION (USE TSM-50-SHU SEE FIG. 1, CAN BE CUT TO POSITION) N/A ON STYLE -03

DIFFERENT AS SHOWN. OTHERWISE SAME AS FIG. 1.

TABLE 3

POS.	"E"
ODD	.150 [3.81]
EVEN	.100 [2.54]



FOR ODD: "A" = $\frac{(\text{NO. OF POS} \times .100 [2.54]) - .300 [7.26]}{2}$

FOR EVEN: "A" = $\left[\frac{(\text{NO. OF POS} \times .100 [2.54]) - .300 [7.26]}{2} \right] + .050 [1.27]$

FIG. 3
-P: PICK & PLACE PAD
PLACE PPP-08 ON ⊕ AS SHOWN

PROPRIETARY NOTE
THE INFORMATION CONTAINED HEREIN IS UNCLASSIFIED EXCEPT WHERE SHOWN OTHERWISE. IT IS THE PROPERTY OF SAMTEC AND IS LOANED TO YOUR COMPANY FOR YOUR COMPANY'S USE ONLY. IT IS NOT TO BE REPRODUCED, COPIED, OR DISSEMINATED IN ANY MANNER WITHOUT THE WRITTEN PERMISSION OF SAMTEC.

MATERIAL:
BODIES: LIQUID CRYSTAL POLYMER
COLOR: BLACK
TERMINALS: PHOSPHOR BRONZE

ESDPROOVED ASSEMBLY 100
TSMASHM
samtec
520 PARK EAST BLVD., NEW ALBANY, INDIANA 47150
PHONE (812) 944-8733 P.O. BOX 1147
CODE 0635Z

DATE: 8/91
REIDINGER 7-19-91

TSM-1XX-XX-XXX-SH-XX-XXX-XX
SHEET 1 OF 2