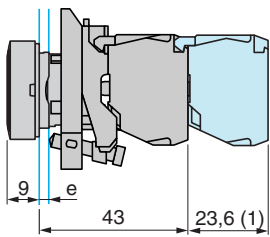


Control and signalling units Ø 22

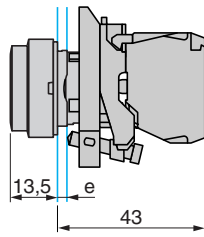
Harmony® style 4
 Pushbuttons, switches and pilot lights, with chromium plated metal bezel
 Completed units with contacts

1

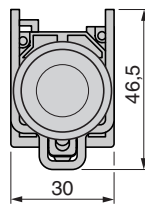
Pushbuttons, spring return
 ZB4-BA● + ZB4-BZ●●● + ZBE-●●●



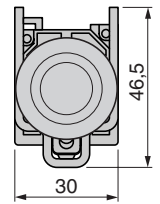
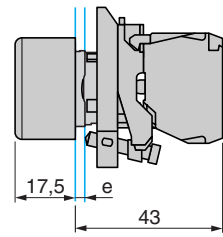
ZB4-BL● + ZB4-BZ●●●



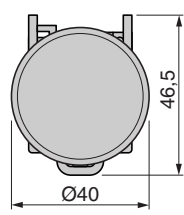
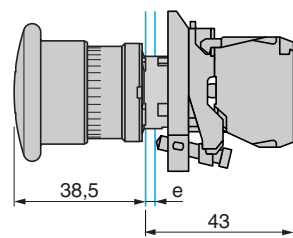
Common face view



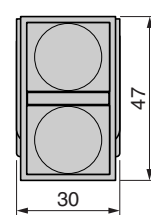
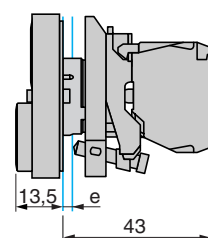
ZB4-BP● + ZB4-BZ●●●



Mushroom head pushbuttons, spring return
 ZB4-BC2 + ZB4-BZ●●●



Double-headed pushbuttons, spring return
 ZB4-BL●●●● + ZB4-BZ●●●

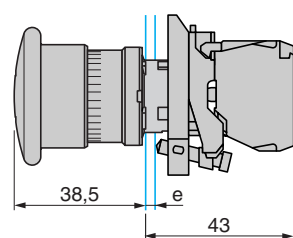


e: panel thickness 1 to 6 mm.

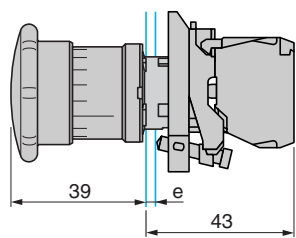
(1) Additional row of contacts or double contact.

Emergency stop and mushroom head pushbuttons

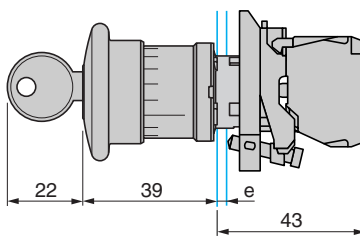
ZB4-BT4 + ZB4-BZ●●●,
 ZB4-BT84 + ZB4-BZ●●●



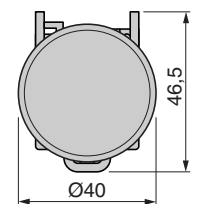
ZB4-BS54 + ZB4-BZ●●●,
 ZB4-BS844 + ZB4-BZ●●●



ZB4-BS514 + ZB4-BZ●●●,
 ZB4-BS944 + ZB4-BZ●●●



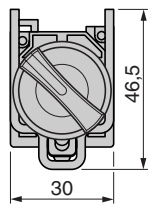
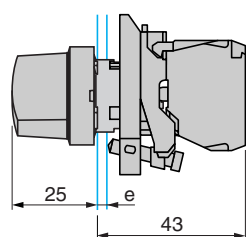
Common face view



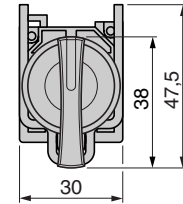
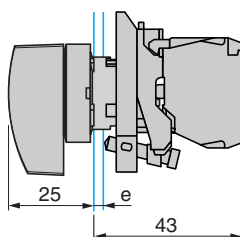
e: panel thickness 1 to 6 mm.

Selector switches

Standard handle operator
 ZB4-BD●● + ZB4-BZ●●●

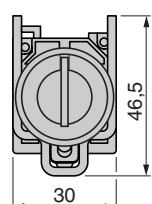
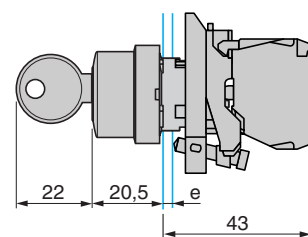


Long handle operator
 ZB4-BJ●● + ZB4-BZ●●●



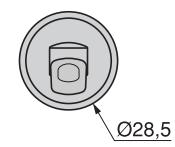
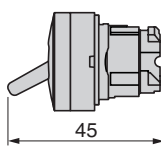
Key switches

ZB4-BG●● + ZB4-BZ●●●



Heads for toggle switches

ZB4-BD●8



e: panel thickness 1 to 6 mm.

General:
 pages 1/2 to 1/7

Characteristics:
 pages 1/8 to 1/11

References:
 pages 1/12 to 1/47

Control and signalling units Ø 22

Harmony® style 4

Pushbuttons, switches and pilot lights, with chromium plated metal bezel

Completed units with light functions with and without contacts

Pilot lights
Integral LED

ZB4-BVB●/BVG●/BVM● + ZB4-BV0●●

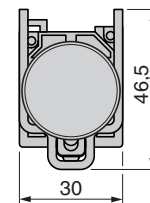
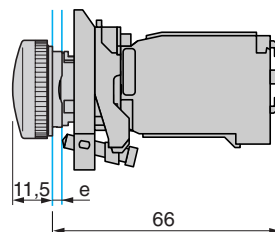
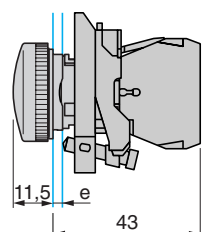
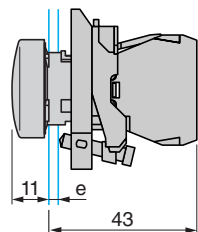
Direct supply

ZB4-BV6 + ZB4-BV0●

Via integral transformer

ZB4-BV3, 4 + ZB4-BV0●

Common face view



e: panel thickness 1 to 6 mm.

Illuminated pushbuttons

Integral LED

ZB4-BW0●●● + ZB4-BW3●●
+ ZBE-●●●

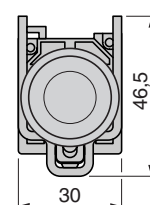
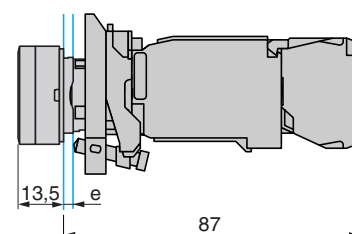
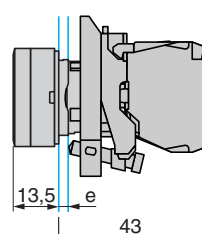
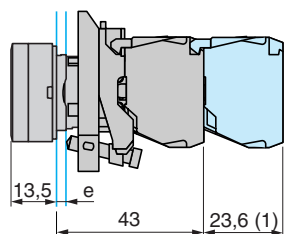
Direct supply

ZB4-BW0●● + ZB4-BW3●

Via integral transformer

ZB4-BW0●● + ZB4-BW3●

Common face view



Double-headed pushbuttons with pilot light

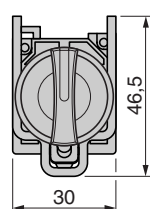
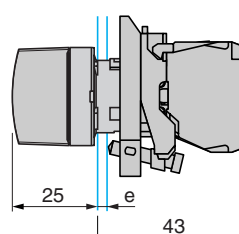
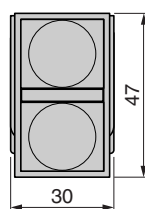
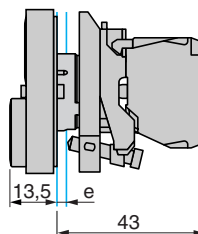
Integral LED

ZB4-BW0●●● + ZB4-BW8●●●●●

Illuminated selector switches

Integral LED

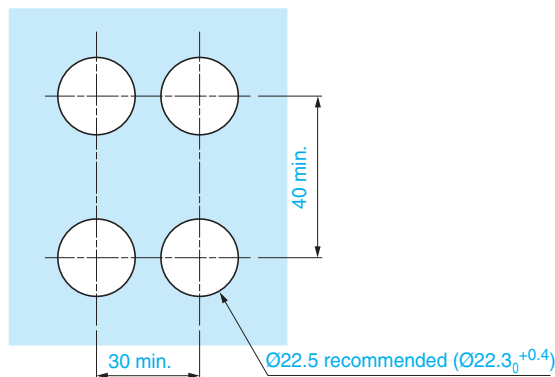
ZB4-BK1●●● + ZB4-BW0●●●



e: panel thickness 1 to 6 mm.

(1) Additional row of contacts or double contact.

Support panel cut-out for pushbuttons, switches and pilot lights (1)



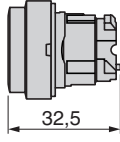
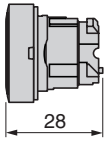
(1) Fixing centres for pushbuttons, switches and pilot lights fitted with Faston connector terminals: 32 x 45 mm.

Control and signalling units Ø 22

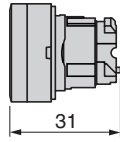
Harmony® style 4
 Pushbuttons, switches and pilot lights, with chromium plated metal bezel
 Sub-assemblies, ZB4-B: contact functions

1

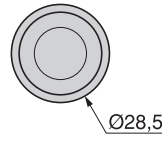
Heads for pushbuttons, spring return
 ZB4-BA●, BA●●●, ZB4-BA●8



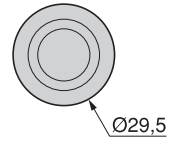
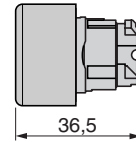
ZB4-BA●4
 ZB4-BA●6



Common face view

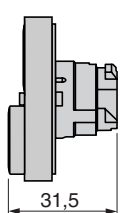
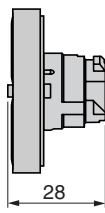


ZB4-BP●●
 ZB4-BP●S

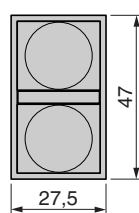


ZB4-	a
BP●●	36,5
BP●S	33

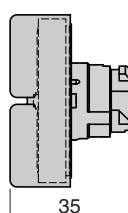
Heads for double-headed pushbuttons, spring return
 ZB4-BA81●●, ZB4-BA82●●



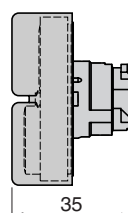
Common face view



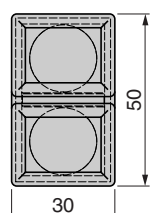
ZB4-BA91●●, ZB4-BA92●●



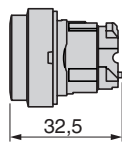
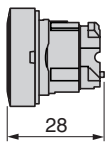
ZB4-BL93●●, ZB4-BL94●●



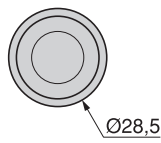
Common face view



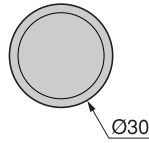
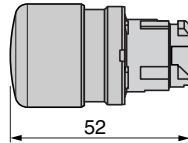
Heads for pushbuttons "Push-push to release"
 ZB4-BH0●, ZB4-BH●



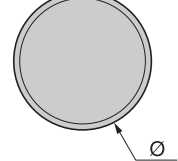
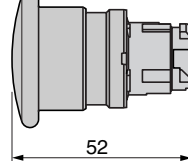
Common face view



Mushroom head
 ZB4-BC●4

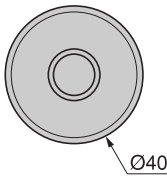
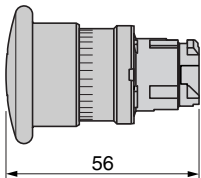


ZB4-BC●, BR●

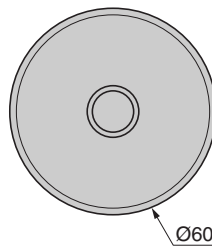
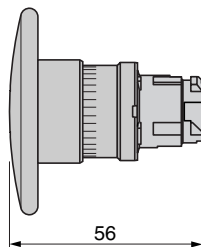


ZB4-	Ø
BC●	40
BR●	60

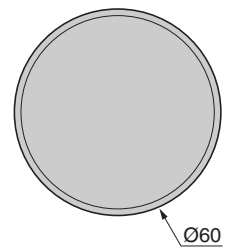
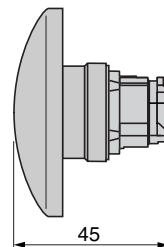
Mushroom heads for pushbuttons, latching
 Push-pull
 ZB4-BT●, BT●4



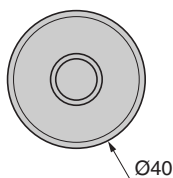
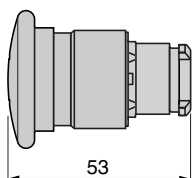
ZB4-BX2, BX4



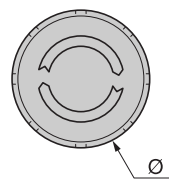
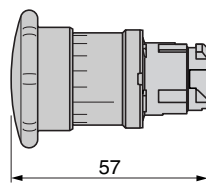
ZB4-BR●16



Turn to release
 ZB4-BS4●, BS834



ZB4-BS5●, BS844, BS6●



ZB4-	Ø
BS5●, BS844	40
BS6●	60

Control and signalling units Ø 22

Harmony® style 4

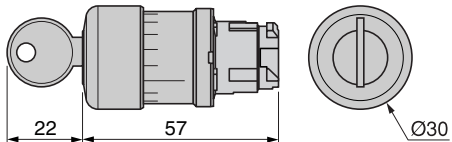
Pushbuttons, switches and pilot lights, with chromium plated metal bezel

Sub-assemblies, ZB4-B: contact functions

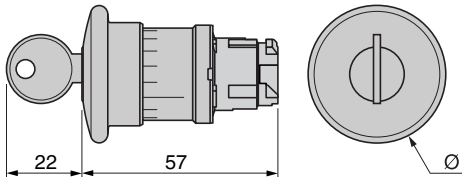
Mushroom heads for pushbuttons, latching (continued)

Key release

ZB4-BS7●, BS934



ZB4-BS1●, BS2●, BS944, BS964



ZB4-	Ø
BS1●, BS944	40
BS2●, BS964	60

Heads for selector switches

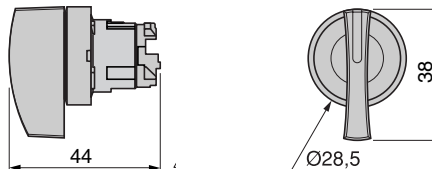
Standard handle

ZB4-BD●, BD0●M



Long handle

ZB4-BJ●, BD0●M



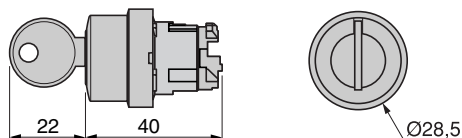
Knurled knob

ZB4-BD●9



Key switches

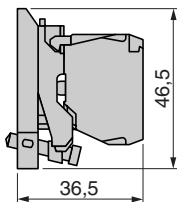
ZB4-BG●, BG0●, BG0●M



Bodies for pushbuttons and switches

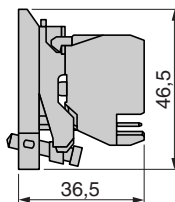
Screw clamp terminal connections

ZB4-BZ10●, BZ141



Plug-in connector

ZB4-BZ10●4, BZ1414



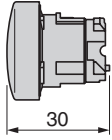
Control and signalling units Ø 22

Harmony® style 4
 Pushbuttons, switches and pilot lights, with chromium plated metal bezel
 Sub-assemblies, ZB4-B: light functions with and without contacts

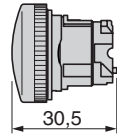
1

Heads for pilot lights, with light source

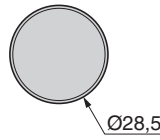
Integral LED
 ZB4-BV0●3, BV0●3S



Incandescent, neon or LED
 ZB4-BV0●, BV0●S

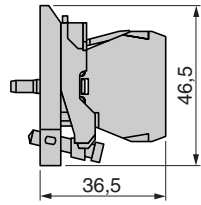


Common face view

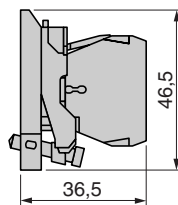


Bodies for pilot lights, screw clamp terminal connections

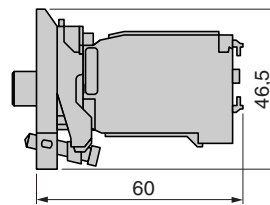
Integral LED
 ZB4-BV●●



Direct supply, for BA 9s bulb
 ZB4-BV6



Via integral transformer, for BA 9s bulb
 ZB4-BV●, BV●D●



Bodies for pilot lights, plug-in connector

Integral LED
 ZB4-BV●●4

