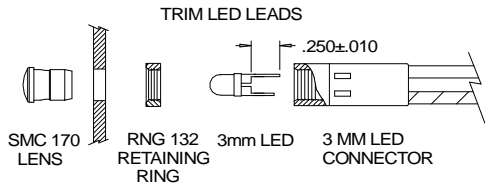
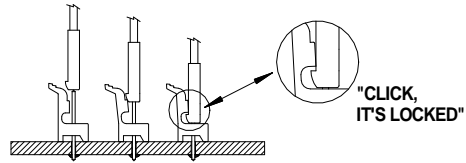


APPROVAL	DATE



PANEL THICKNESS:
 .030" - .045" USE RNG 132
 .055" - .090" NO RING NEEDED

ORDER LENS, RETAINING RING, AND LED SEPARATELY



ORDER POSITIVE LOCKING HEADER SEPARATELY

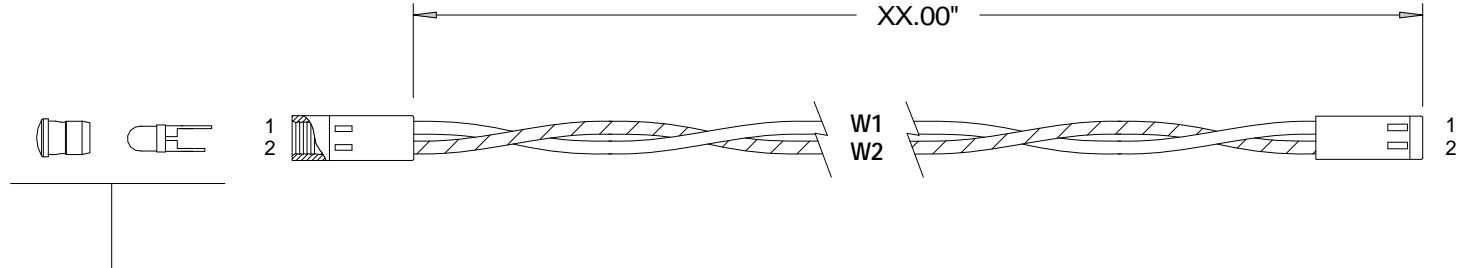
CABLE ORDERING CODE (EXAMPLE): CNX B E 4 1 12

TERMINATION	WIRE SIZE	WIRE COLOR	WIRE LENGTH
X = Stripped End	Standard	1 Wht - Blk	04 4 Inches
E = Single Row	4 24 AWG	2 Red - Blk	06 6 Inches
			08 8 Inches
			12 12 Inches
			18 18 Inches
			24 24 Inches

CALL FACTORY DIRECT FOR ADDITIONAL OPTIONS

LENS OPTIONS

LENS STYLE	COLOR
SMC 170 LENS	RTP - Red GTP - Green ATP - Amber BTP - Blue YTP - Yellow CTP - Clear



Order Lens & LED Separately

U.S. / FOREIGN PAT. ISSUED & PEND.

NOTES:

- Material: U.L. Rating - "Thermoplastic material used on a secondary circuit"
- Wire: 1007/1569 24 AWG stranded (105° C)

REVISIONS			
NO	DESCRIPTION	DATE	BY
1			
2			
3			
4			
5			
6			

VCC P/N: CNX B CABLE ASSY

VCC VISUAL COMMUNICATIONS COMPANY, INC.
 190 Bosstick Blvd, Suite 101 San Marcos, California 92069 U.S.A.
 Phone: (760) 560-1300; Fax: (760) 560-1301; e-mail: vccsales@vcclite.com

TOLERANCES	SCALE	N/A	DATE	1/12/09	DRAWING NO.	REV.
DECIMAL ±.500	DIAMETER		DRAWN BY	JDG	CNX B ASSY	
ANGLE	RADII		CHK'D			