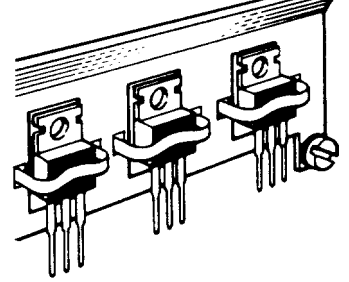
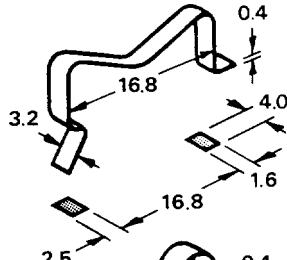


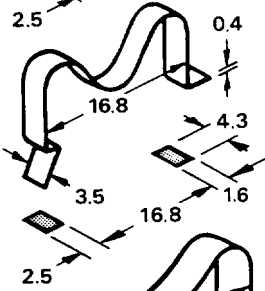
Spring Clips offer a low cost and quicker way of mounting plastic case transistors onto Heatsink compared to the conventional screw, nut and insulating bush method. Because Spring Clips make contact with the middle of the case, an even pressure is applied across the complete device, unlike screw mounting which can cause a cantilever action under high torque conditions with some loss of thermal contact.



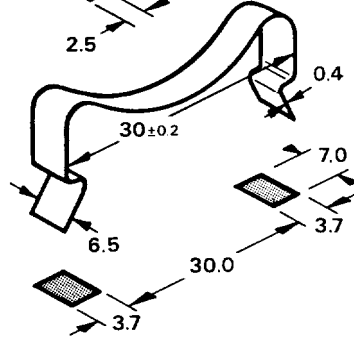
TO - 220
 SUITABLE FOR USE WITH PANELS UP TO 1.2mm THICK AND PADS UP TO 0.18mm THICK.
 MAXIMUM FORCE 3.0Kg. ZINC PLATED WITH CLEAR PASSIVATED FINISH.
 PART No. TSC802.



TO - 220
 SUITABLE FOR USE WITH PANELS UP TO 2.0mm THICK AND PADS UP TO 0.2mm THICK.
 MAXIMUM FORCE 3.0Kg. ZINC PLATED WITH CLEAR PASSIVATED FINISH.
 PART No. TSC704.

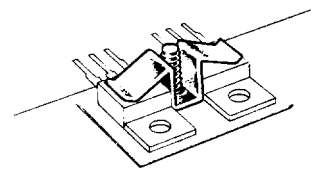
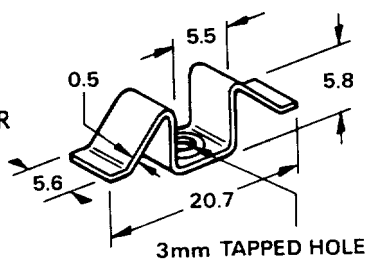


TO - 3P TO - 218 TO - 247
 SUITABLE FOR USE WITH PANELS UP TO 2.0mm THICK AND PADS UP TO 0.5mm THICK.
 MAXIMUM FORCE 3.5Kg. ZINC PLATED WITH CLEAR PASSIVATED FINISH.
 PART No. TSC903.



TO - 220 DOUBLE
 SUITABLE FOR USE WITH ANY PANEL OR PAD THICKNESS. MAXIMUM FORCE WITH 0.18mm THICK PAD IS 4Kg. PER TRANSISTOR. SEE DEDICATED PAD OUTLINE - 843. SCREWS NOT SUPPLIED. ZINC PLATED WITH CLEAR PASSIVATED FINISH. ADDITIONAL VERSION WITH NYLON COATING FOR HIGH VOLTAGE APPLICATIONS.

PART No. TSC607 - ZP (MAXIMUM 1000 VOLTS ISOLATION FROM TRANSISTOR TAB)
 PART No. TSC607 - NY (MAXIMUM 4000 VOLTS ISOLATION FROM TRANSISTOR TAB)



TO - 3P TO - 218 TO - 247 DOUBLE
 SUITABLE FOR USE WITH ANY PANEL OR PAD THICKNESS. MAXIMUM FORCE WITH 0.18mm THICK PAD IS 7.5Kg. PER TRANSISTOR. SEE DEDICATED PAD OUTLINE - 855. SCREWS NOT SUPPLIED. ZINC PLATED WITH CLEAR PASSIVATED FINISH. ADDITIONAL VERSION WITH NYLON COATING FOR HIGH VOLTAGE APPLICATIONS.

