

General purpose microswitches for heavier duty applications

- High precision snap action mechanism
- 16A 250V AC resistive rating
- Wide range of actuator styles
- Screw terminals with cup washers
- All fixing and operating dimensions conform to industry standard
- Terminal covers available



Options and ordering codes



Part number

Microswitch
MV01
MV05
MV06
MV10
MV12
MV13
MV15
MV17
MV30
MV32

Part number

Microswitch
MV35
MV37
MV40
MV42
MV45
MV49
Terminal covers
C01
C02
C03

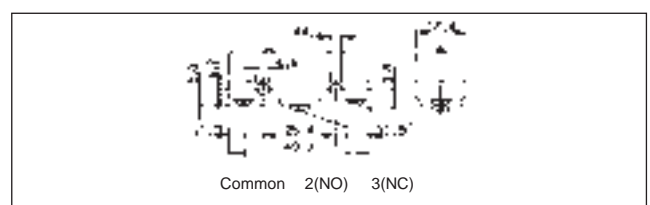
Specifications

Contact form	Single pole, change over
Contact material	Contacts: Silver Snap action mechanism: Berillium copper
Contact gap	0.5mm
Initial contact resistance	15mΩ max
Lever/plunger material	Stainless steel
Roller material	Lever type: thermoplastic Plunger type: Stainless steel
Housing material	Self extinguishing, glass reinforced thermoplastic resin
Dielectric strength	2000V AC 50/60Hz for 1 minute between current carrying parts and ground 750V AC 50/60Hz for 1 minute between open contacts
Protection rating	IP40 with terminal cover
Ambient operating temperature	-20 to +85°C
Ambient humidity	85% RH max
Mechanical life	20 million operations
Maximum operating frequency	6000/hour


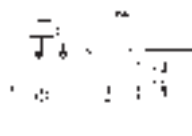
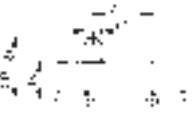

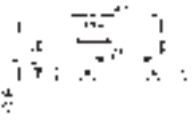
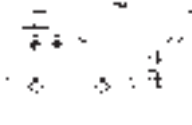

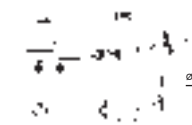

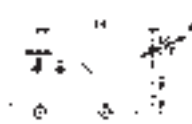



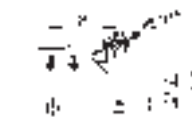




Contact ratings

Resistive load	16A 250V AC
	6A 24V DC
	0.4A 125V DC
Motor load	5A 250V AC
Inrush current	30A maximum

Terminal arrangement



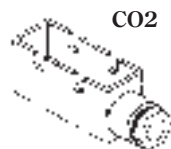
Actuator options

	MV01	O.F. = 350 gr. max. R.F. = 200 gr. min. P.T. = 0.5 mm. max. O.T. = 0.2 mm. min. M.D. = 0.05 mm. max.		MV30	O.F. = 50 gr. max. R.F. = 30 gr. min. P.T. = 10 mm. max. O.T. = 6 mm. min. M.D. = 1.5 mm. max.
	MV03	O.F. = 350 gr. max. R.F. = 200 gr. min. P.T. = 0.5 mm. max. O.T. = 1.5 mm. min. M.D. = 0.05 mm. max.		MV32	O.F. = 60 gr. max. R.F. = 40 gr. min. P.T. = 8 mm. max. O.T. = 5 mm. min. M.D. = 1 mm. max.
	MV05	O.F. = 350 gr. max. R.F. = 200 gr. min. P.T. = 0.5 mm. max. O.T. = 1.5 mm. min. M.D. = 0.05 mm. max.		MV35	O.F. = 32 gr. max. R.F. = 26 gr. min. P.T. = 20 mm. max. O.T. = 15 mm. min. M.D. = 4 mm. max.
	MV06	O.F. = 350 gr. max. R.F. = 200 gr. min. P.T. = 0.5 mm. max. O.T. = 2 mm. min. M.D. = 0.05 mm. max.		MV37 <small>Ø stainless steel</small>	O.F. = 10 gr. max. R.F. = 5 gr. min. P.T. = 20 mm. max. O.T. = 10 mm. min. M.D. = 4 mm. max.
	MV10	O.F. = 350 gr. max. R.F. = 200 gr. min. P.T. = 0.5 mm. max. O.T. = 5.5 mm. min. M.D. = 0.05 mm. max.		MV40	O.F. = 60 gr. max. R.F. = 40 gr. min. P.T. = 8 mm. max. O.T. = 5 mm. min. M.D. = 1 mm. max.
	MV12	O.F. = 550 gr. max. R.F. = 400 gr. min. P.T. = 1 mm. max. O.T. = 5 mm. min. M.D. = 0.05 mm. max.		MV42	O.F. = 80 gr. max. R.F. = 50 gr. min. P.T. = 6 mm. max. O.T. = 3 mm. min. M.D. = 0.8 mm. max.
	MV13	O.F. = 800 gr. max. R.F. = 650 gr. min. P.T. = 1 mm. max. O.T. = 5 mm. min. M.D. = 0.05 mm. max.		MV45	O.F. = 110 gr. max. R.F. = 70 gr. min. P.T. = 3.5 mm. max. O.T. = 2.5 mm. min. M.D. = 0.6 mm. max.
	MV15	O.F. = 350 gr. max. R.F. = 200 gr. min. P.T. = 0.5 mm. max. O.T. = 5.5 mm. min. M.D. = 0.05 mm. max.		MV47	O.F. = 110 gr. max. R.F. = 70 gr. min. P.T. = 3.5 mm. max. O.T. = 2.5 mm. min. M.D. = 0.6 mm. max.
	MV17	O.F. = 350 gr. max. R.F. = 200 gr. min. P.T. = 0.5 mm. max. O.T. = 5.5 mm. min. M.D. = 0.05 mm. max.		MV49	<i>Hand operation</i>

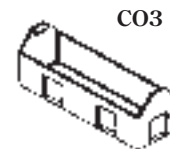
Terminal covers


CO1

Low profile terminal cover retained by switch fixing screws with knock-outs for cable entry moulded from glass reinforced thermoplastic.


CO2

Terminal cover retained by switch fixing screws moulded from glass reinforced shatterproof thermoplastic with P.G.9 cable gland.


CO3

Snap-on terminal cover with knock-outs for cable entry.

Outside depth of terminal covers from centre of switch mounting holes:

CO1 = 12mm

CO2 = 20mm

CO3 = 16mm