

FRIWO®

POWERUNLIMITED

☐ ☐ ■ ☐ CATALOGUE

Products



■ **RoHS:**

Restriction of the use of certain Hazardous Substances

FRIWO completely abandoned the use of environmentally unfriendly substances; in this transition, we have for example implemented lead free soldering. Major investments in comprehensive laboratory and analysis equipment here at FRIWO will help us to secure such high quality standards.



■ **WEEE:**

Waste Electrical and Electronic Equipment

FRIWO products already bear today all the markings that will be required by international laws for an integrated recycling process tomorrow.



All devices are tested for operational safety in our own accredited testing centres and leave our factories as “zero-fault products”. FRIWO power supply and charger platforms are approved in Europe, USA, Canada, Japan and Australia without further testing.

Leading position in power supplies

Continuous further development of our high-quality products, their innovative design, and our technical expertise have made CEAG AG/FRIWO Group a reliable and experienced industry partner worldwide. Highly qualified, flexible employees guarantee the quick development cycles demanded by today’s market.

The market- and customer-oriented design of the individual product platforms, the flexible adjustment of production capacities and the optimum organisation of the sales result in a successful positioning on the global power supply market. Over 930 million power supplies and chargers sold in 33 years are a clear evidence of the Group’s high level of expertise and innovative ability.

CEAG AG/FRIWO Group

FRIWO is the wholly owned subsidiary of CEAG AG. Listed in the Prime Standard, CEAG AG is the holding company of the FRIWO Group, with its registered office in Bad Homburg and headquarters in Ostbevern/Westphalia. As such, it is the world’s leading provider – through the FRIWO brand – of charging units for mobile phones. The major shareholder of CEAG AG is DELTON AG with almost 77 percent of the share capital.



Asia, Shanghai



Asia, Tokyo



Asia, Seoul



North America, Colorado Springs



South America, São Paulo

Switchmode Power Supply

Switchmode Technology

Switchmode power supply units are particularly suited for feeding portable devices. Their low weight and extremely compact form mean they can be just as advantageously combined with all other types of applications.

An additional increase in attractiveness results from the wide-range input so that the power supply units can be operated all over the world using mains voltages from 100 to 240 V AC and 50 to 60 Hz. This makes worldwide use possible and means a drastic reduction in the logistics expenses on the part of our customers.

Such solutions can either be realised as desktop units with worldwide standardised IEC sockets (our DT series) or as plug-in power supply units with exchangeable mains plug adapters (our MPP series). Details regarding these products can be found on the following pages.

First, here is some important technical information:

Primary Switched Power Supply Units

In such a power supply unit, the mains voltage is first rectified and smoothed. After that, it is switched at high frequencies and transferred via a converter transformer. The required low voltage is then generated within another rectification and smoothing step. A high-precision direct voltage with very low tolerances can be provided by means of an additional stabilisation circuit.

Beyond these advantages of the compact design and wide-range input, the high efficiency is of decisive importance: at an achievable 90 percent, the losses due to emission of heat are minimized. The requirements for very low stand-by power consumption (stand-by power) can only be met using this technology.

FRIWO offers an extensive range of standard devices with excellent features. At a corresponding volume, further variants for all kinds of special requirements can be developed. In the process, the application considerably determines the design:

- In addition to output current and voltage, requirements regarding control stabilisation and ripple of the output voltage, EMC behaviour, efficiency, etc. influence the power supply unit design.
- Specific requirements regarding size and shape have an effect on the component expense and thus the costs of the unit.
- Various circuit topologies can be used according to the requirements.
- Designs as plug-in power supply units, desktop devices, or even as modules (= open frame) for all special applications can also be realised.

Safety Regulations, Protection Classes, and Connection Types

Power supply units can be found in a number of applications. For this reason, the specific safety regulations of the devices being powered, depending on the regulation of the testing authorities of the respective countries, such as the UL (Underwriter Laboratories), VDE (Association of German Electrical Engineers), etc., must be particularly observed.


The EMC conformity according to EN 61000-6-X, under consideration of system perturbations according to EN 61000-3-2 should be observed for power supply units independent of the switching concept.

When selecting the housing, the ambient conditions, for example in moist environments, must be considered. For general applications, the type of protection according to EN 60529-IP20 (Operation in Dry Rooms – Protection Against the Penetration of Solid Foreign Body) suffices. According to application, power supply units are designed in accordance with the respective applicable regulations. Due to the safe galvanic separation, all devices fulfil the low-voltage guideline and provide a safety extra-low voltage (SELV).

Secondary Adapter Plug System

Straight Plug Inserts

Texas Sockets

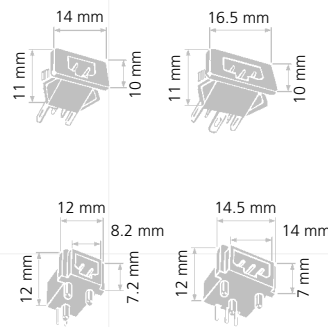


Angled Plug Inserts

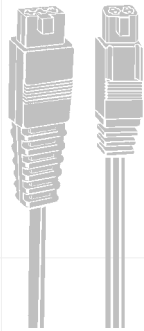
In addition to the standardized low voltage plug-in connections such as coaxial (in accordance with DIN 45323) and jack connectors (in accordance with DIN 45318), FRIWO also provides customized connecting cables. The wire diameter which is generally used in our units ranges from 0.25 mm² to 1.5 mm². Both flat and round cables can be used.

FRIWO has its own plug system with self-cleaning fork contacts and the corresponding sockets for snap-in or PCB installation. This plug connection is available in 2- or 3-pin design. Beyond the safe contact due to the self-cleaning of the fork terminals, this system also provides the advantage of extremely small dimensions.

The low-voltage plugs shown only represent a selection of the comprehensive range. Customized designs, special versions and types with other dimensions can be obtained upon request.

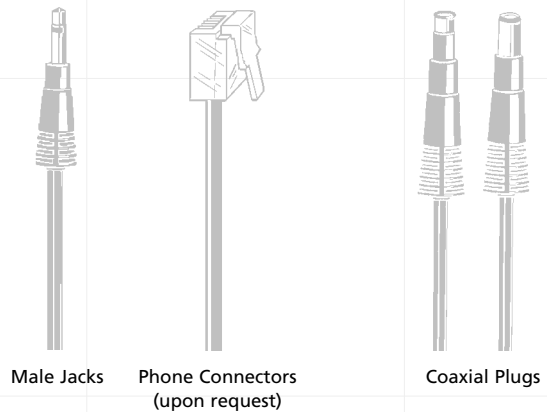


Texas Sockets



Texas Plugs

| Connectors/Sockets | |
|---------------------------------|----------------|
| Description | Order No. |
| Texas connector | |
| Straight Texas connector | 1807706 |
| Angled Texas connector | 1822486 |
| Texas sockets 2-pin | |
| Snap-in type | 1323938 |
| PCB type | 1321609 |
| Texas sockets 3-pin | |
| Snap-in type | 1327259 |
| PCB type | 1363506 |



Male Jacks

Phone Connectors
(upon request)

Coaxial Plugs

| Straight coaxial connectors | | | | Straight jack connectors | | | Angled coaxial connectors | | | | Angled jack connectors | | |
|-----------------------------|------|--------------|----------------|--------------------------|--------------|-----------|---------------------------|------|--------------|----------------|------------------------|--------------|-----------|
| o. Ø | i. Ø | Length mm | Order No. | o. Ø | Length mm | Order No. | o. Ø | i. Ø | Length mm | Order No. | o. Ø | Length mm | Order No. |
| 3.5 | 1.3 | 9.5 | 1807699 | 2.5 | 13 | 1807704 | 3.5 | 1.3 | 9.5 | 1822478 | 2.5 | 13 | 1822484 |
| 4.0 | 1.7 | 9.5 | 1822557 | 3.5 | 14 | 1807705 | 4.0 | 1.7 | 9.5 | 1822558 | 3.5 | 14 | 1822485 |
| 4.0 | 1.7 | 11.0 | 1811994 | | | | 4.0 | 1.7 | 11.0 | 1822482 | | | |
| 4.8 | 1.7 | 9.5 | 1822559 | | | | 4.8 | 1.7 | 9.5 | 1822560 | | | |
| 5.5 | 2.1 | 9.5 | 1807700 | | | | 5.5 | 2.1 | 9.5 | 1822479 | | | |
| 5.5 | 2.1 | 11.5 | 1807701 | | | | 5.5 | 2.1 | 11.5 | 1822480 | | | |
| 5.5 | 2.1 | 14.0 | 1807697 | | | | 5.5 | 2.1 | 14.0 | 1822476 | | | |
| 5.5 | 2.5 | 9.5 | 1807698 | | | | 5.5 | 2.5 | 9.5 | 1822477 | | | |
| 5.5 | 2.5 | 11.5 | 1807702 | | | | 5.5 | 2.5 | 11.5 | 1822481 | | | |
| 5.5 | 3.3 | 9.5 | 1822561 | | | | 5.5 | 3.3 | 9.5 | 1822562 | | | |
| DIN 45323 | | | 1807703 | | | | DIN 45323 | | | 1822483 | | | |