

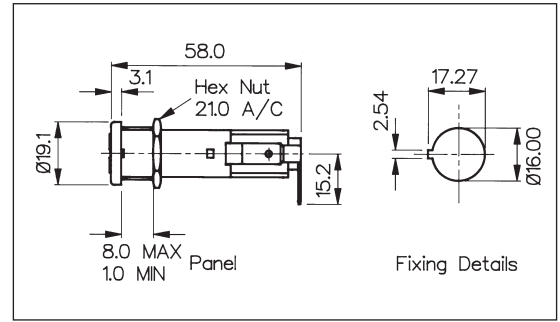
Panel Mounting and Snap Fit Touchproof, PC2

PANEL MOUNT




FX0417

- Protection Category PC2
- Fuse Size 6.3 x 32mm
- Screw Cap/Screwdriver Release
- 16A, 250V (20A, 250V UL)

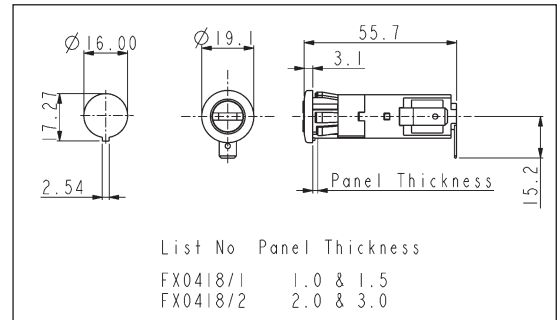


SNAP FIT TO PANEL



FX0418

- Protection Category PC2
- Fuse Size 6.3 x 32mm
- Panel Sizes 1.0 & 1.5 and 2.0 & 3.0mm
- Screw Cap/Screwdriver Release
- 16A, 250V (20A, 250V UL)



Specification	FX0417	FX0418/Panel
Fuse Size:	6.3 x 32mm	6.3 x 32mm
Panel Size:	-	/1 (1.0-1.5mm panel, black sleeve) /2 (2.0-3.0mm panel, grey sleeve)
Fuse Carrier:	Screw cap/Screwdriver release	Screw cap/Screwdriver release
Terminations:	6.3 series tabs	6.3 series tabs
Max. Rating:	16A, 250V 20A, 250V a.c. UL	16A, 250V 20A, 250V a.c. UL
Max. Power Dissipation:	4W (@ 23°C)	4W (@ 23°C)
Insulation Resistance:	>10 ⁶ MΩ @ 500V d.c.	>10 ⁶ MΩ @ 500V d.c.
A.C. Breakdown:	>2kV	>2kV
Contact Resistance:	<10mΩ	<10mΩ
Operating Temp:	-20°C to +85°C (ambient air temp + fuse temp rise)	-20°C to +85°C (ambient air temp + fuse temp rise)
Mouldings:		
Body:	Glass Filled Polyester UL94V-0 rated	Glass Filled Polyester UL94V-0 rated
Cap:	Nylon UL94V-0 rated	Nylon UL94V-0 rated
Sleeve:	Polyester UL94V-0 rated	Polyester UL94V-0 rated
Contacts:	Brass, Silver Plated	Brass, Silver Plated
Approvals:		
RoHS	Compliant	Compliant