

# Customer Information Sheet

DRAWING No.: M80-466XXXX

SHEET 2 OF 2

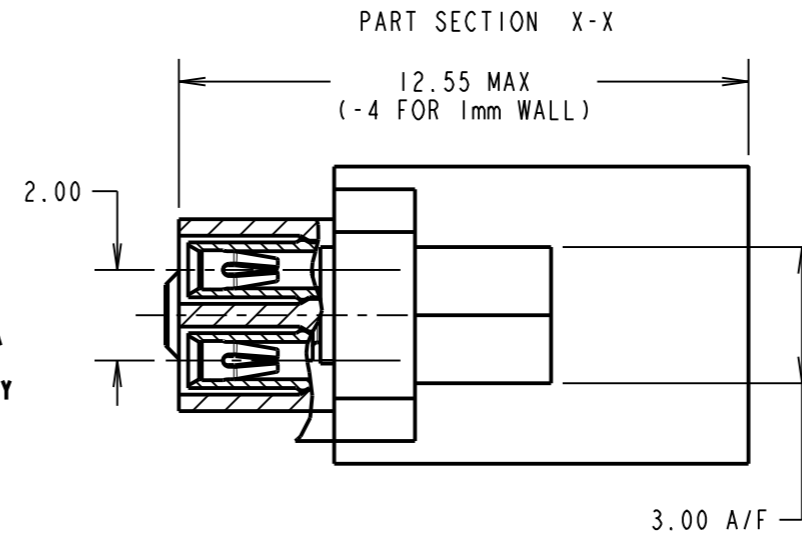
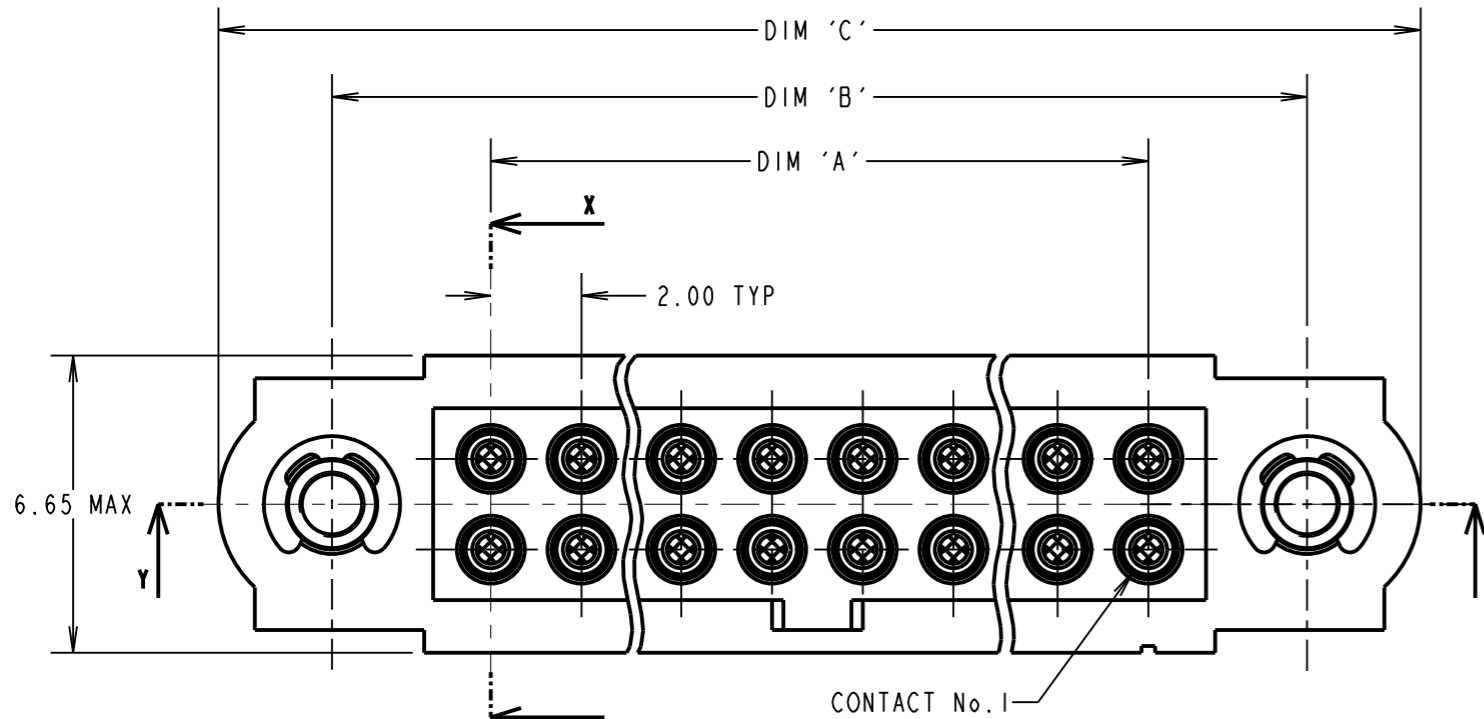
IF IN DOUBT - ASK

©

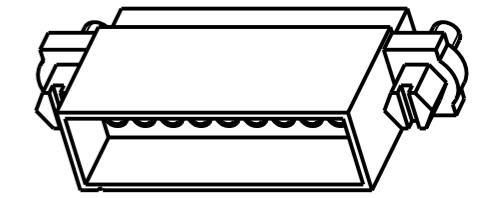
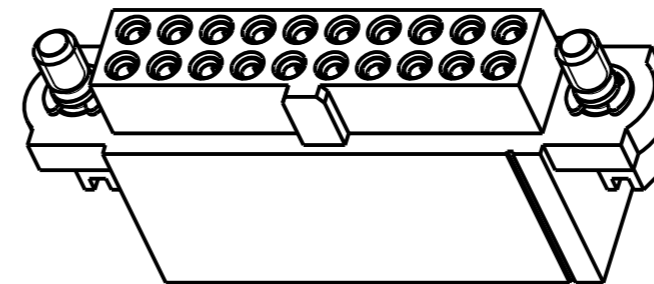
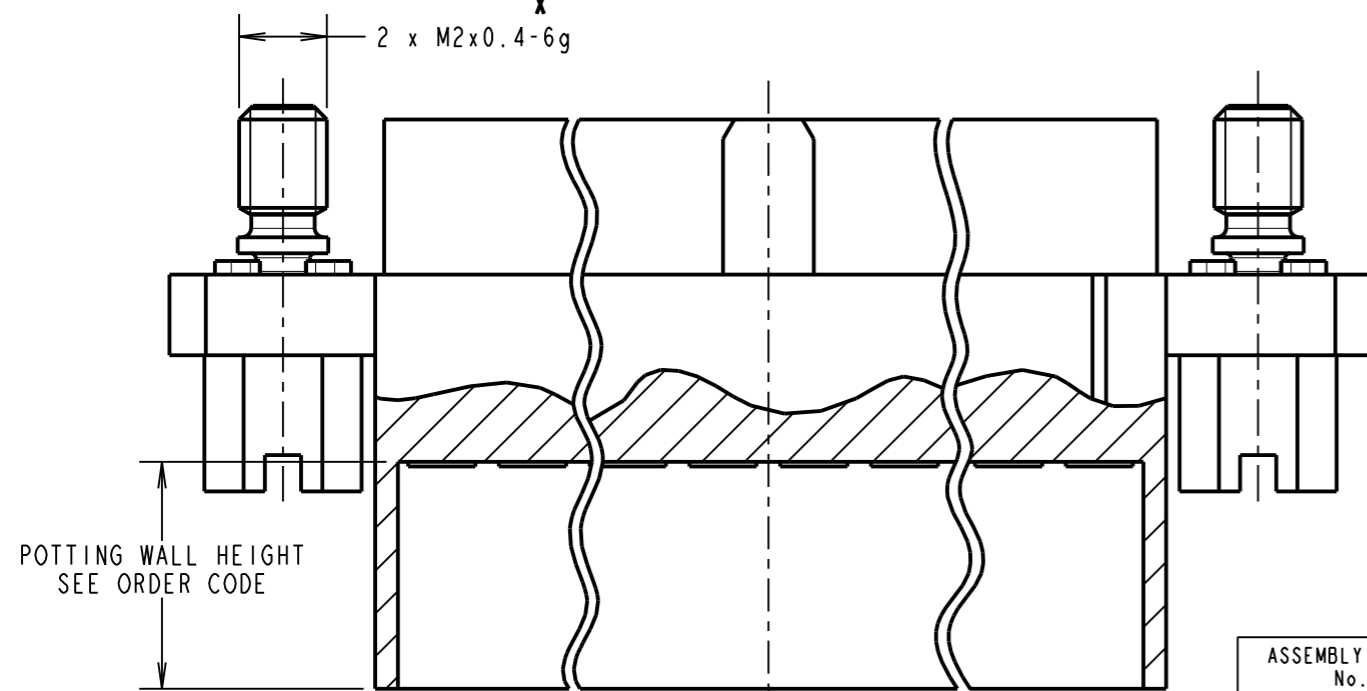
NOT TO SCALE

THIRD ANGLE PROJECTION

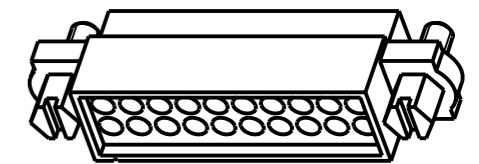
ALL DIMENSIONS IN mm



**SPECIFICATIONS:**  
**MATERIAL:**  
 Moulding = GLASS-FILLED PPS, UL94V-0, BLACK  
 CONTACT CLIP = BERYLLIUM COPPER  
 CONTACT SHELL = BRASS  
 JACKSCREW, CIRCLIP = STAINLESS STEEL  
**FINISH:**  
 05 = 0.3µ GOLD CLIP, 0.25-0.3µ GOLD SHELL  
 42 = 0.3µ GOLD CLIP, 3.5-5.0µ 100% TIN SHELL  
**ELECTRICAL:**  
 CURRENT RATING AT 25°C = 3.0A MAX  
 CURRENT RATING AT 85°C = 2.2A MAX  
 WORKING VOLTAGE = 120V AC/DC  
 VOLTAGE PROOF = 360V AC/DC  
 CONTACT RESISTANCE = 25 mΩ MAX  
 INSULATION RESISTANCE = 100 MΩ MIN  
**MECHANICAL:**  
 DURABILITY = 500 OPERATIONS  
 INSERTION FORCE (∅0.5mm GAUGE) = 2.8N MAX  
 WITHDRAWAL FORCE (∅0.5mm GAUGE) = 0.2N MIN  
**ENVIRONMENTAL:**  
 TEMPERATURE RANGE = -55°C TO +125°C  
**PACKING:**  
 LOOSE  
 FOR COMPLETE SPECIFICATION, SEE COMPONENT SPECIFICATION C005XX (LATEST ISSUE)



5mm POTTING WALL HEIGHT



1mm POTTING WALL HEIGHT

POTTING WALL HEIGHT  
SEE ORDER CODE

PART SECTION Y-Y

ASSEMBLY PART No.	No. OF CONTACTS	DIM 'A'	DIM 'B'	DIM 'C'
M80-46606XXX	6	4.00	11.00	16.00
M80-46610XXX	10	8.00	15.00	20.00
M80-46612XXX	12	10.00	17.00	22.00
M80-46614XXX	14	12.00	19.00	24.00
M80-46618XXX	18	16.00	23.00	28.00
M80-46620XXX	20	18.00	25.00	30.00
M80-46626XXX	26	24.00	31.00	36.00
M80-46634XXX	34	32.00	39.00	44.00
M80-46642XXX	42	40.00	47.00	52.00
M80-46650XXX	50	48.00	55.00	60.00

- NOTES:**
- CONNECTORS ARE SUPPLIED WITH CONTACTS LOOSE.
  - FOR EXTRA CONTACTS, USE PART NUMBER M80-0130005 FOR M80-466XX05 AND M80-0130001 FOR M80-466XX42.
  - RECOMMENDED WIRE TYPE = BS 3G 210 TYPE A, PTFE INSULATED 24-28 AWG. MAX INSULATION DIAMETER = ∅1.10mm, STRIP WIRE BY 2.00mm.
  - RECOMMENDED HAND CRIMP TOOL = M22520/2-01 WITH POSITIONER T5747.
  - CONTACT INSERTION AND EXTRACTION TOOL = Z80-280.
  - INSTRUCTION SHEETS ARE AVAILABLE.

RA	7	21.01.11	11101
NAME	ISS.	DATE	C/NOTE
APPROVED:		R.ADDE	
CHECKED:		M.G.PLESTED	
DRAWN:		B. M. KENT	
CUSTOMER REF.:			
ASSEMBLY DRG:			

ORDER CODE:  
**M80-466XXXXX**

TOTAL No. OF CONTACTS  
06, 10, 12, 14, 18, 20,  
26, 34, 42, 50

FINISH  
05 - GOLD CLIP, GOLD SHELL  
42 - GOLD CLIP, 100% TIN SHELL

POTTING WALL HEIGHT  
BLANK = 5mm  
A = 1mm

**HARWIN**

HARWIN USA  
TEL: 603 893 5376  
FAX: 603 893 5396  
mis@harwin.com

HARWIN Europe (UK)  
TEL: 023 9231 4545  
FAX: 023 9231 4590  
mis@harwin.co.uk

HARWIN Asia  
TEL: +65 6 779 4909  
FAX: +65 6 779 3868  
mis@harwin.com.sg

THIS DRAWING AND ANY INFORMATION OR DESCRIPTIVE MATTER SET OUT HEREON ARE CONFIDENTIAL AND COPYRIGHT PROPERTY OF THE HARWIN GROUP AND MUST NOT BE DISCLOSED, LOANED, COPIED OR USED FOR MANUFACTURING, TENDERING OR FOR ANY OTHER PURPOSE WITHOUT THEIR WRITTEN PERMISSION.

**TOLERANCES**  
 X. = ±1mm  
 X.X = ±0.25mm  
 X.XX = ±0.10mm  
 X.XXX = ±0.01mm  
 ANGLES = ±5°  
 UNLESS STATED

**MATERIAL:**  
SEE ABOVE  
**FINISH:** SEE ABOVE  
**S/AREA:** mm<sup>2</sup>

**TITLE:** JACKSCREW DATAMATE DIL CRIMP (SMALL BORE) POTTING WALL FEMALE ASSEMBLY  
**DRAWING NUMBER:** M80-466XXXX  
 SHT 2 OF 2