



## **Important notes about Classic Panel Mount Indicator Catalog Pages**

### **SCROLL DOWN TO VIEW CATALOG PAGE**

This catalog page is out-of-print and is used with the understanding that the information shown could be out-of-date. In many cases, part numbers shown on this page are discontinued. Most notably, many "Complete Assembly" parts, which consist of a cap and a base, can no longer be ordered by the 14-digit ordering code. To obtain these parts, please order the cap and base part numbers separately. This process provides the components contained with the original "Complete Assembly" part number.

All Dialight Classic Panel Mount Indicators need a leading 3-digit numerical series. In some cases, this catalog will show a 2-digit series. In this case, please add a leading zero. For example, 81-0211-300 becomes 081-0211-300.

Part numbers listed on Dialight catalog pages designate parts with Red lenses. For ordering lens colors other than red, consult the chart below. In most cases, the color is dictated by the 7<sup>th</sup> digit. For example, 095-0932-003 for a green cap.

Lens Colors	
1 - Red	5 - White
2 - Green	6 - Light Yellow
3 - Yellow	7 - Clear
4 - Blue	

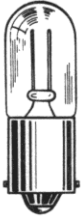
[Click here for a cross reference guide to assembly part numbers.](#)

[Click here to view Frequently Asked Questions concerning Panel Mount Indicators.](#)

### **SCROLL DOWN TO VIEW CATALOG PAGE**

# Miniature Neon Indicators WITH BUILT-IN RESISTOR FOR MOUNTING IN 11/16" CLEARANCE HOLE

For materials and finishes of products in this group, see page 53D.

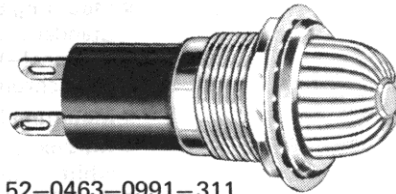


T-3 1/4  
B1A (NE-51)  
B2A (NE-51H)  
MINIATURE BAYONET BASE


See lamp ratings  
on page L.

Recognized under the component  
program of Underwriters' =  
Laboratories Inc.


75W., 125V  
75W., 250V



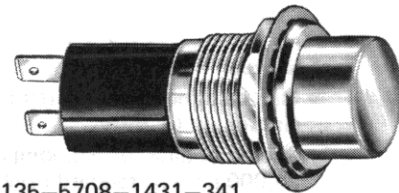
52-0463-0991-311  
Screw-in lens cap



95-0408-0931-341  
Screw-in lens cap



132-1363-0991-311  
Screw-in lens cap



135-5708-1431-341  
Screw-in lens cap

## WITH SCREW-IN LENS CAPS

52 SERIES  
95 SERIES  
132 SERIES  
135 SERIES

solder terminals	screw terminals	quick connect terminals	solder terminals ■
<p>1/16 X 13/16 O.D. FLANGE 1/16 PANEL (REF.) Ø30 ± .005 X Ø1/64 ± .020 O.D. INTERNAL TOOTH LOCKWASHER 3/32 X 13/16 ACROSS FLATS HEX. NUT 11/16 27 NS THD. MOUNTING BUSHING + SIGN MARKED ON THE TERMINAL CONNECTED TO THE CENTER CONTACT.</p> <p>5/64 X 1/8 (2 SLOTS)</p> <p>PROJECTION BACK OF PANEL 1 11/16 MAX.</p>	<p>SCREWS No. 4-36 THD.</p>	<p>1/16 DIA. (2 HOLES)</p>	<p>1/16 X 3/4 O.D. FLANGE 1/16 PANEL (REF.) Ø30 ± .005 X Ø1/64 ± .020 O.D. INTERNAL TOOTH LOCKWASHER 3/32 X 13/16 ACROSS FLATS HEX. NUT 11/16 27 NS THD. MOUNTING BUSHING + SIGN MARKED ON THE TERMINAL CONNECTED TO THE CENTER CONTACT.</p> <p>5/64 X 1/8 (2 SLOTS)</p> <p>PROJECTION BACK OF PANEL 1-21/32 MAX.</p>

### BASE PART NUMBERS

105-125VAC-DC*	95-0408-09-341	95-1308-09-341	95-5708-09-341	95-9108-09-142
110-125VAC†	95-0463-09-311	95-1363-09-311	95-5763-09-311	95-9163-09-112
210-250VAC-DC†	95-9463-09-361	95-9363-09-361	95-5863-09-361	95-9263-09-162

CAP PART NUMBERS	VOLTAGES	COMPLETE ASSEMBLY PART NUMBERS			
<p>9/16 - 27 NS THD.</p> <p>5/8</p> <p>3/16</p> <p>5/8</p> <p>52-0991 stovepipe internal fluting</p>	<p>105-125V AC-DC</p> <p>110-125 VAC</p> <p>210-250V AC-DC</p>	<p>52-0408-0991-341</p> <p>52-0463-0991-311</p> <p>52-9463-0991-361</p>	<p>52-1308-0991-341</p> <p>52-1363-0991-311</p> <p>52-9363-0991-361</p>	<p>52-5708-0991-341</p> <p>52-5763-0991-311</p> <p>52-5863-0991-361</p>	<p>52-9108-0991-142</p> <p>52-9163-0991-112</p> <p>52-9263-0991-162</p>
<p>9/16 - 27 NS THD.</p> <p>5/8</p> <p>3/16</p> <p>5/8</p> <p>95-0931 stovepipe transparent</p>	<p>105-125V AC-DC</p> <p>110-125 VAC</p> <p>210-250V AC-DC</p>	<p>95-0408-0931-341</p> <p>95-0463-0931-311</p> <p>95-9463-0931-361</p>	<p>95-1308-0931-341</p> <p>95-1363-0931-311</p> <p>95-9363-0931-361</p>	<p>95-5708-0931-341</p> <p>95-5763-0931-311</p> <p>95-5863-0931-361</p>	<p>95-9108-0931-142</p> <p>95-9163-0931-112</p> <p>95-9263-0931-162</p>
<p>9/16 - 27 NS THD.</p> <p>5/8</p> <p>3/16</p> <p>5/8</p> <p>132-0991 stovepipe internal fluting</p>	<p>105-125V AC-DC</p> <p>110-125 VAC</p> <p>210-250V AC-DC</p>	<p>132-0408-0991-341</p> <p>132-0463-0991-311</p> <p>132-9463-0991-361</p>	<p>132-1308-0991-341</p> <p>132-1363-0991-311</p> <p>132-9363-0991-361</p>	<p>132-5708-0991-341</p> <p>132-5763-0991-311</p> <p>132-5863-0991-361</p>	<p>132-9108-0991-142</p> <p>132-9163-0991-112</p> <p>132-9263-0991-162</p>
<p>9/16 - 27 NS THD.</p> <p>5/8</p> <p>3/16</p> <p>5/8</p> <p>135-1431 cylindrical transparent</p>	<p>105-125V AC-DC</p> <p>110-125 VAC</p> <p>210-250V AC-DC</p>	<p>135-0408-1431-341</p> <p>135-0463-1431-311</p> <p>135-9463-1431-361</p>	<p>135-1308-1431-341</p> <p>135-1363-1431-311</p> <p>135-9363-1431-361</p>	<p>135-5708-1431-341</p> <p>135-5763-1431-311</p> <p>135-5863-1431-361</p>	<p>135-9108-1431-142</p> <p>135-9163-1431-112</p> <p>135-9263-1431-162</p>

\* Standard brightness  
† High brightness

■ These units are designed for commercial application  
where military standards are not required.

For legends on flat faced lens, see page P.

Part numbers shown in gray are normally  
in inventory at your Dialight Distributor.