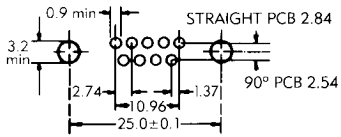


'D' SUBMINIATURE TECHNICAL SPECIFICATION


PRINTED CIRCUIT BOARD HOLE PATTERNS

DIMENSIONAL INFORMATION


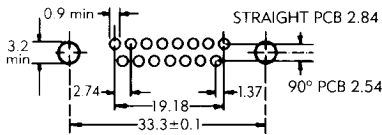
9 WAY




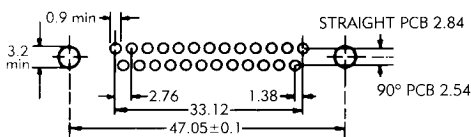
Face view of plug & rear view of socket



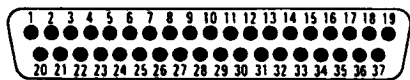
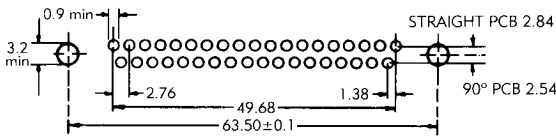
15 WAY



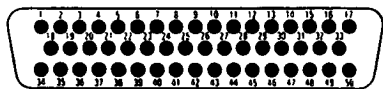
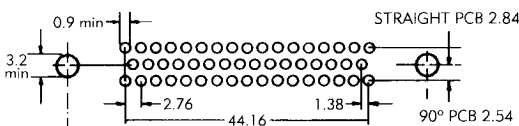
25 WAY



37 WAY

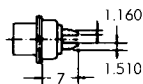


50 WAY



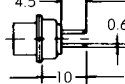
TERMINATION STYLES, OUTLINE DIMENSIONS AND MOUNTING DETAILS

Type Z



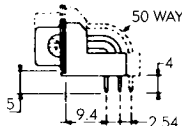
Solder bucket for conventional wiring. Maximum wire size: 20 AWG.

Type Y



Straight pins for flow soldering onto a printed circuit board.

Type R



90° right angled pins for flow soldering onto a printed circuit board.

Standard options available:

- Economy 'D' fitted with stamped, gold plated contacts.
- Standard 'D' fitted with turned copper alloy contacts, gold plated over nickel.
- Five basic shell sizes containing 9, 15, 25, 37, and 50 contacts.
- Provision for solder bucket, straight P.C.B., and 90° P.C.B. terminations.
- Intermateable with MIL-C-24308.
- Two part thermoplastic insulators, flame retardant to UL94VO.
- Standard shell finish, yellow passivation over zinc plate.
- Dimpled plug connector shells available to ensure good E.M.I. shielding.
- Tin plated shells available, usually specified in conjunction with dimpled plug shells to enhance continuity.
- Ideal for use in business machines, computers, telecommunications and general instrumentation.

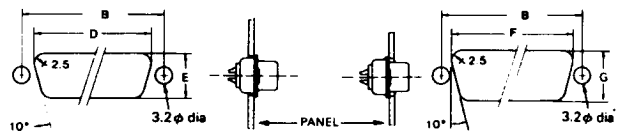
General Electrical and Mechanical Specification

Current Rating:	5A per contact with 20 A.W.G. cable
Working Voltage:	500V AC or DC peak
Contact Resistance:	Initial: <5 Milliohms
Insulation Resistance:	>10 Megohm.
Temperature Range:	-55°C to 125°C
Polarisation:	By trapezoidal shell
Coupling:	By friction
	Supplementary locking accessories also available
Mating Cycles:	500

Materials and Finishes

Shell:	Steel with yellow passivation over zinc plate. Steel bright electro tin plated, male shells also feature dimples to enhance continuity and provide good EMI/RFI shielding.
Insulators:	Two part thermoplastic mouldings, flame retardant to UL94VO
Contacts:	Copper alloy, gold plated over nickel.

DIMENSIONS - PANEL CUT OUT



SHELL SIZE	A-0.2	B±0.1	C-0.2	D±0.2	E±0.2	F±0.2	G±0.2
9 WAY	30.8	25.0	12.4	22.4	13.0	20.5	11.4
15 WAY	39.2	33.3	12.4	30.5	13.0	28.8	11.4
25 WAY	53.1	47.0	12.4	44.3	13.0	42.5	11.4
37 WAY	69.5	63.5	12.4	60.7	13.0	59.1	11.4
50 WAY	67	61.1	15.4	58.3	15.8	56.3	14.1

SHELL DIMENSIONS

