

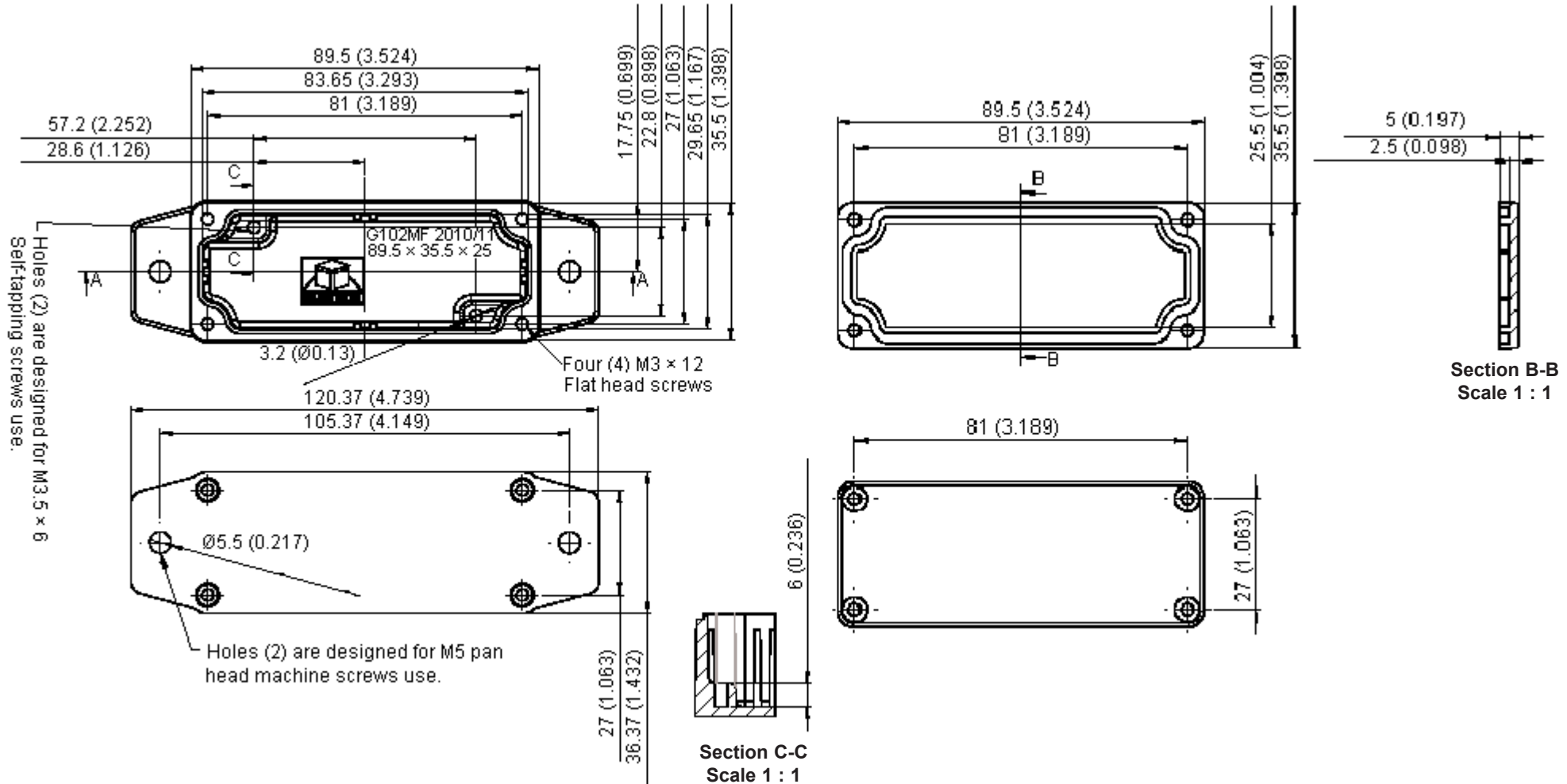


PART NO.

G102MF

REVISIONS

ECN #	REV	DESCRIPTION	DRAWN	DATE	CHECKD	DATE	APPRVD	DATE
-	A	RELEASED	SID	15/7/11	VEE	05/8/11		19/8/11



Dimensions : Millimetres (Inches)

Important Notice : This data sheet and its contents (the "Information") belong to the members of the Premier Farnell group of companies (the "Group") or are licensed to it. No licence is granted for the use of it other than for information purposes in connection with the products to which it relates. No licence of any intellectual property rights is granted. The Information is subject to change without notice and replaces all data sheets previously supplied. The Information supplied is believed to be accurate but the Group assumes no responsibility for its accuracy or completeness, any error in or omission from it or for any use made of it. Users of this data sheet should check for themselves the information and the suitability of the products for their purpose and not make any assumptions based on information included or omitted. Liability for loss or damage resulting from any reliance on the Information or use of it (including liability resulting from negligence or where the Group was aware of the possibility of such loss or damage arising) is excluded. This will not operate to limit or restrict the Group's liability for death or personal injury resulting from its negligence. Multicomp is the registered trademark of the Group. © Premier Farnell plc 2011.

TOLERANCES:

UNLESS OTHERWISE SPECIFIED, DIMENSIONS ARE FOR REFERENCE PURPOSES ONLY.

DRAWN BY:

SID

DATE:

15/07/11

CHECKED BY:

VEE

DATE:

05/08/11

APPROVED BY:

DATE:

19/08/11

DRAWING TITLE:

Diecast Box, Unfinished

SIZE
A

DWG NO.

M10002677

ELECTRONIC FILE
1902552_DWGREV
A

SCALE: NTS

U.O.M.: mm

SHEET: 1 OF 2

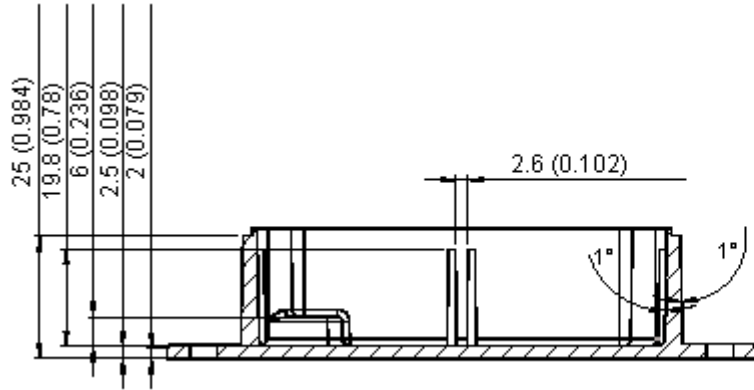
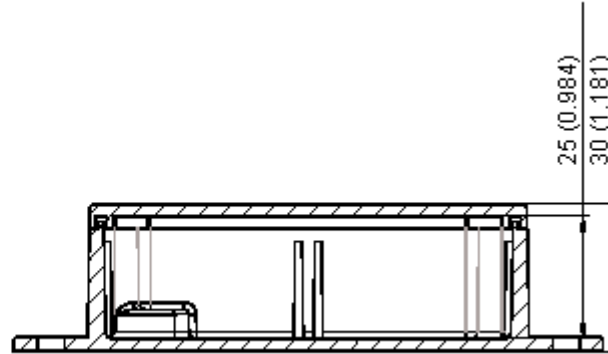


PART NO.

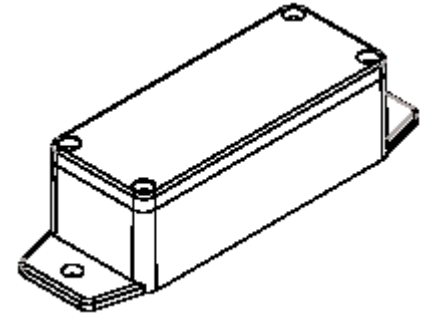
G102MF

REVISIONS

ECN #	REV	DESCRIPTION	DRAWN	DATE	CHECKD	DATE	APPRVD	DATE
-	A	RELEASED	SID	15/7/11	VEE	05/8/11		19/8/11

Section A-A
Scale 1 : 1

Dimensions : Millimetres (Inches)



Specification Table

Description	Tolerance	Part Number
BOX, DIECAST, 90X36X30MM	±0.3 (±0.012)	G102MF

Dimensions : Millimetres (Inches)

www.element14.com
www.farnell.com
www.newark.com

Important Notice : This data sheet and its contents (the "Information") belong to the members of the Premier Farnell group of companies (the "Group") or are licensed to it. No licence is granted for the use of it other than for information purposes in connection with the products to which it relates. No licence of any intellectual property rights is granted. The Information is subject to change without notice and replaces all data sheets previously supplied. The Information supplied is believed to be accurate but the Group assumes no responsibility for its accuracy or completeness, any error in or omission from it or for any use made of it. Users of this data sheet should check for themselves the information and the suitability of the products for their purpose and not make any assumptions based on information included or omitted. Liability for loss or damage resulting from any reliance on the Information or use of it (including liability resulting from negligence or where the Group was aware of the possibility of such loss or damage arising) is excluded. This will not operate to limit or restrict the Group's liability for death or personal injury resulting from its negligence. Multicomp is the registered trademark of the Group. © Premier Farnell plc 2011.

TOLERANCES:

UNLESS OTHERWISE
SPECIFIED,
DIMENSIONS ARE
FOR REFERENCE
PURPOSES ONLY.

DRAWN BY:

SID

CHECKED BY:

VEE

APPROVED BY:

DATE:

15/07/11

DATE:

05/08/11

DATE:

19/08/11

DRAWING TITLE:

Diecast Box, Unfinished

SIZE
A

DWG NO.

M10002677

ELECTRONIC FILE
1902552_DWGREV
A

SCALE: NTS

U.O.M.: mm

SHEET: 2 OF 2