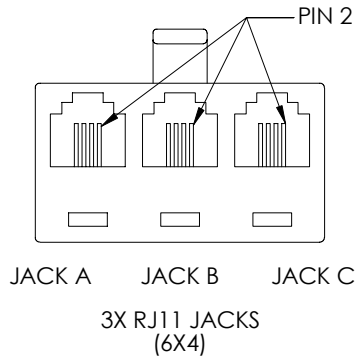


THE INFORMATION CONTAINED IN THIS DRAWING IS THE SOLE PROPERTY OF L-COM, INC. ANY REPRODUCTION IN PART OR WHOLE WITHOUT THE WRITTEN PERMISSION OF L-COM, INC. IS PROHIBITED.

REVISIONS			
REV	DESCRIPTION	DATE	APPROVED
A	RELEASED FOR PRODUCTION	3/21/01	DFP
.	.	.	.
.	.	.	.
.	.	.	.



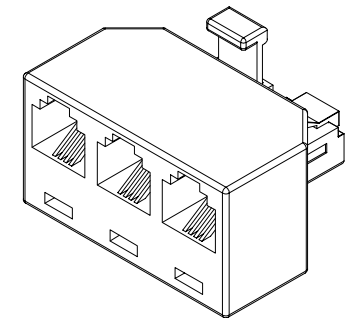
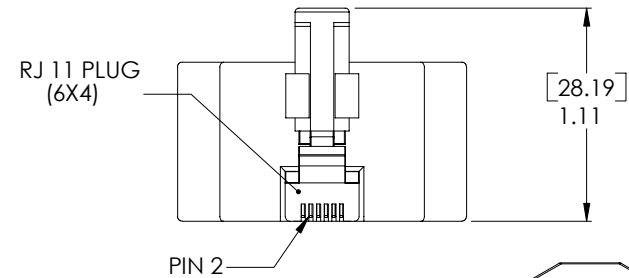
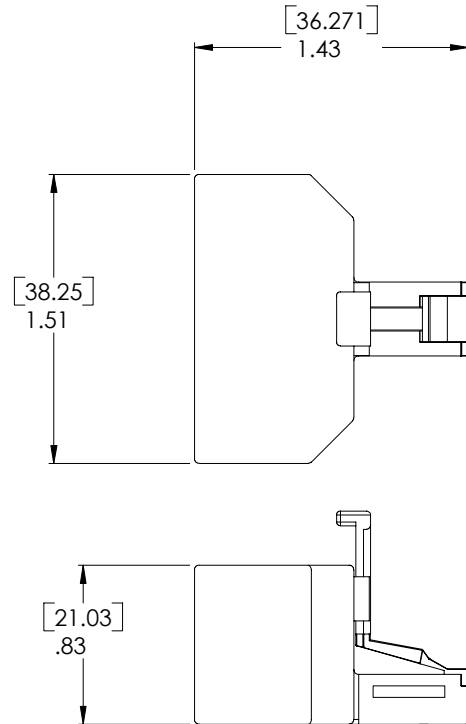
WIRING CHART			
PLUG	JACK A	JACK B	JACK C
—	—	—	—
2	2	2	2
3	3	3	3
4	4	4	4
5	5	5	5
—	—	—	—

NOTE:

1. JACKS ACCEPT RJ11 PLUGS.

2. MATERIAL:

CONTACTS: GOLD PLATED
HOUSING: ABS; COLOR: IVORY



UNLESS OTHERWISE SPECIFIED,
DIMENSIONS ARE IN INCHES
TOLERANCES ARE:
.X ±.1
.XX ±.01
.XXX ±.005
CABLE LENGTH TOLERANCE
<300' ±5% >300' ±2%

APPROVALS	DATE
DRAWN	
DOUG PARHAM	3/15/2001
CHECKED	
TOM CLARK	3/16/2001
APPROVED BY	
RON CARRICK	3/20/2001

CONFIGURATION DETAILS OF
UNDIMENSIONED FEATURES
MAY VARY

L-com

45 BEECHWOOD DRIVE
NORTH ANDOVER, MA
01845

PRODUCT DESCRIPTION
TELECOM MODULAR

DRAWING TITLE
OUTLINE DRAWING

SIZE	DWG. NO.	REV.
A	EC503-2134-OD1	A
SCALE 1:1	CAD FILE: EC503-2134-OD1.SLDDRW	SHEET 1 OF 1