

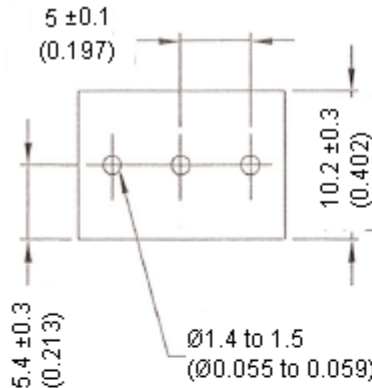


PART NO.

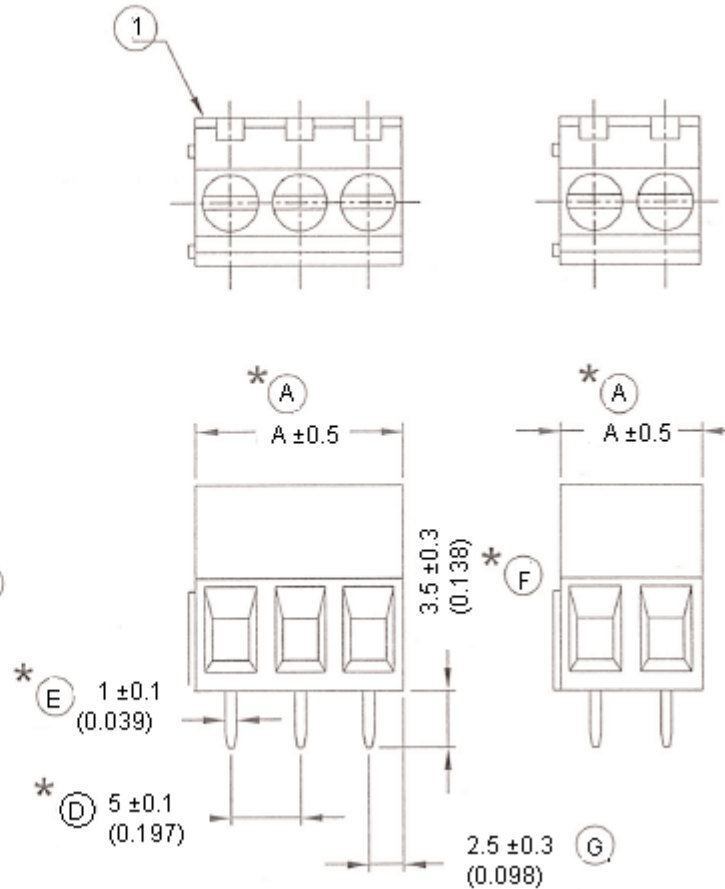
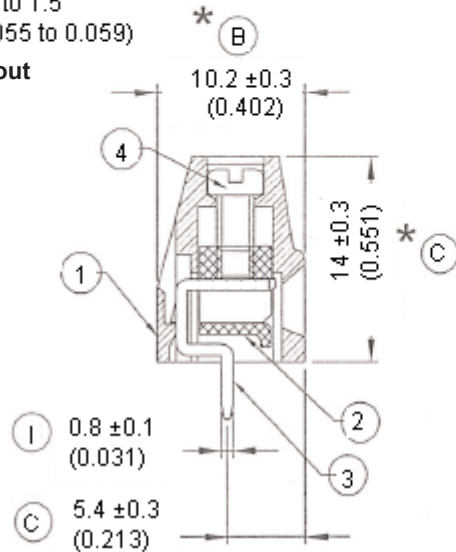
MC00004 - Series

REVISIONS

| ECN # | REV | DESCRIPTION | DRAWN  | DATE     | CHECKD | DATE     | APPRVD | DATE     |
|-------|-----|-------------|--------|----------|--------|----------|--------|----------|
| -     | A   | RELEASED    | Amudha | 10/10/11 | Veena  | 10/10/11 |        | 24/10/11 |



PCB Layout



Dimensions : Millimetres (Inches)

**Important Notice :** This data sheet and its contents (the "Information") belong to the members of the Premier Farnell group of companies (the "Group") or are licensed to it. No licence is granted for the use of it other than for information purposes in connection with the products to which it relates. No licence of any intellectual property rights is granted. The Information is subject to change without notice and replaces all data sheets previously supplied. The Information supplied is believed to be accurate but the Group assumes no responsibility for its accuracy or completeness, any error in or omission from it or for any use made of it. Users of this data sheet should check for themselves the information and the suitability of the products for their purpose and not make any assumptions based on information included or omitted. Liability for loss or damage resulting from any reliance on the Information or use of it (including liability resulting from negligence or where the Group was aware of the possibility of such loss or damage arising) is excluded. This will not operate to limit or restrict the Group's liability for death or personal injury resulting from its negligence. Multicomp is the registered trademark of the Group. © Premier Farnell plc 2011.

**TOLERANCES:**  
UNLESS OTHERWISE SPECIFIED, DIMENSIONS ARE FOR REFERENCE PURPOSES ONLY.

|                     |              |
|---------------------|--------------|
| <b>DRAWN BY:</b>    | <b>DATE:</b> |
| Amudha              | 10/10/11     |
| <b>CHECKED BY:</b>  | <b>DATE:</b> |
| Veena               | 10/10/11     |
| <b>APPROVED BY:</b> | <b>DATE:</b> |
|                     | 24/10/11     |

|  |                |                            |                      |
|--|----------------|----------------------------|----------------------|
| <b>DRAWING TITLE:</b>                    |                |                            |                      |
| <b>5 mm Screw PCB Terminal - Modular</b> |                |                            |                      |
| <b>SIZE</b>                              | <b>DWG NO.</b> | <b>ELECTRONIC FILE</b>     | <b>REV</b>           |
| A  | M10002761      | MB310-500Mxx-C_DWG         | A                    |
| <b>SCALE: NTS</b>                        |                | <b>U.O.M.: mm (Inches)</b> | <b>SHEET: 1 OF 2</b> |



PART NO.

MC00004 - Series

REVISIONS

| ECN # | REV | DESCRIPTION | DRAWN  | DATE     | CHECKD | DATE     | APPRVD | DATE     |
|-------|-----|-------------|--------|----------|--------|----------|--------|----------|
| -     | A   | RELEASED    | Amudha | 10/10/11 | Veena  | 10/10/11 |        | 24/10/11 |

Specifications:

Rating current : 16 amperes, 300 V ac  
 Minimum insulation withstand voltage : 2,000 V ac  
 Insulation resistance : >2,000 MΩ 500 V dc  
 Operating temperature : -40°C to +105°C  
 Wire strip length : 4 to 5 mm  
 Wire range : 12 to 26 AWG  
 Screw torque : 7 lb-inch

Specification Table

| Item No | Material        |              | Plating / Finish | Remark |
|---------|-----------------|--------------|------------------|--------|
| 1       | Insulating body | Polyamide 66 | -                | Green  |
| 2       | Cage clamp      | Steel        | Ni plated        | -      |
| 3       | Terminal        | Brass        | Tin plated       | -      |
| 4       | Screw           | Steel        | Ni plated        | -      |

Dimensions Table

| Pitch : 5 mm (0.197 inch) |        |          |
|---------------------------|--------|----------|
| Poles                     | A (mm) | A (Inch) |
| 2                         | 10     | 0.394    |
| 3                         | 15     | 0.591    |

Part Number Table

| Description                            | Part Number |
|--|-------------|
| Terminal Black PCB 5 mm Modular 02 Way | MC000046    |
| Terminal Black PCB 5 mm Modular 03 Way | MC000047    |

www.element14.com  
 www.farnell.com  
 www.newark.com

**Important Notice :** This data sheet and its contents (the "Information") belong to the members of the Premier Farnell group of companies (the "Group") or are licensed to it. No licence is granted for the use of it other than for information purposes in connection with the products to which it relates. No licence of any intellectual property rights is granted. The Information is subject to change without notice and replaces all data sheets previously supplied. The Information supplied is believed to be accurate but the Group assumes no responsibility for its accuracy or completeness, any error in or omission from it or for any use made of it. Users of this data sheet should check for themselves the information and the suitability of the products for their purpose and not make any assumptions based on information included or omitted. Liability for loss or damage resulting from any reliance on the Information or use of it (including liability resulting from negligence or where the Group was aware of the possibility of such loss or damage arising) is excluded. This will not operate to limit or restrict the Group's liability for death or personal injury resulting from its negligence. Multicomp is the registered trademark of the Group. © Premier Farnell plc 2011.

TOLERANCES:

UNLESS OTHERWISE SPECIFIED, DIMENSIONS ARE FOR REFERENCE PURPOSES ONLY.

|              |          |
|--------------|----------|
| DRAWN BY:    | DATE:    |
| Amudha       | 10/10/11 |
| CHECKED BY:  | DATE:    |
| Veena        | 10/10/11 |
| APPROVED BY: | DATE:    |
|              | 24/10/11 |

| DRAWING TITLE:                           |           |                     |               |
|--|-----------|---------------------|---------------|
| <b>5 mm Screw PCB Terminal - Modular</b> |           |                     |               |
| SIZE                                     | DWG NO.   | ELECTRONIC FILE     | REV           |
| A  | M10002761 | MB310-500Mxx-C_DWG  | A             |
| SCALE: NTS                               |           | U.O.M.: mm (Inches) | SHEET: 2 OF 2 |