

Lire l'encart sur les mesures de sécurité
 Lea el Material sobre Seguridad Incluido
 Leia o Encarte de Segurança


Coated Abrasive and Scotch-Brite™ Roloc™ and Roloc™+ Products Safety Information

- ◆ Deliver this insert with product to operator.
- ◆ Read this entire insert before mounting product on tool or machine.
- ◆ Post this insert in the work area.

▲ WARNING!

Product can **BREAK APART** during use and **CAUSE INJURY** if damaged or run too fast.

Always **WEAR PROTECTION** for eyes*, face*, hands and body.




Improper use can cause product to break apart and may cause injury to operators and bystanders**

Take precautions indicated below.

- Exceeding Maximum Operating Speed can cause product to break apart and may cause injury.

CHECK to make sure the machine does not run faster than the maximum operating speed (MOS) of the product or the backup pad.




The location of MOS ratings for Roloc products and backup pads are listed in the table below.


NEVER EXCEED the lowest MOS rating for either the product or the backup pad.

Roloc Products	MOS Location
Backup Pad	Stamped on pad
Roloc+ Backup Pad	
• #1	25,000 rpm
• #2, #3, and #4	Molded on pad
Coated Abr. Discs	Label on box
Surf. Cond. Discs	Label on box
Bristle Discs	Molded on product
Unitized Wheels	Label on product
Bench Area Products	
• Clean and Strip Discs	Label on product
• Flap Brushes	Label on product
• Ganged Discs	Label on product

Example:



Roloc Backup Pad
MOS = 20,000 rpm



Product MOS = 18,000 rpm

In this example, do not exceed 18,000 rpm

- Sparks and particles flying off the product can injure or cause fire.



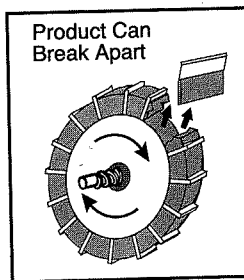
REMOVE FLAMMABLE MATERIALS from the work area.

DIRECT sparks away from face and body.

For DANGEROUS OPERATIONS, use the proper machine SAFETY GUARDS. Consult your plant Safety Engineer for safe work set-up.

PROVIDE appropriate local exhaust. If exhaust ventilation is not adequate, wear approved dust protection to prevent inhalation of dust particles.

- Abusive operation can cause product to break apart and may cause injury.



DO NOT JAM the rotating product into tight places.

INSPECT backup pad and replace if damaged (cracks, nicks or wear)

INSPECT product and replace when damaged or worn out.

Insure that the backup pad shaft is fully seated in the tool collet.

STOP immediately if vibration or wobbling occurs during use. Determine cause and correct before continuing.

DISC products require the use of a backup pad that is of the same size as the disc. (For example, use a 2 inch backup pad with 2 inch Roloc disc).

- Incorrect storage could affect safety as well as product performance.

STORE coated abrasives discs at temperatures between 60° - 80° F (15° - 27° C) and between 35 - 50% relative humidity.

STORE surface conditioning products at temperatures below 150° F (65° C) and limit exposure to water and high humidity.

*For information on eye and face protection, see ANSI Standard Z87.1, "Practice for Occupational and Educational Eye and Face Protection". Available from American National Standards Institute, Inc., (212) 642-4900

For 3M Product Information Call:
 800-3M HELPS (800-364-3577) toll free
 651-737-6501 direct dial

3M Abrasive Systems
 3M Automotive Aftermarket
 St. Paul, MN 55144-1000

<http://www.3M.com/abrasives>
<http://www.3M.com/automotive>

Instructions for using Roloc™ Unitized Wheels

Maximum Operating Speeds

Roloc™ Unitized Wheels should be used with Roloc™ disc pads. Maximum operating speed (M.O.S.) is dependent on Roloc™ disc pad diameter and hardness.

PART NUMBER 051144-				
Holder Diameter Hardness	Roloc Disc Pad	Roloc TP Disc Pad	Roloc TS Disc Pad	Disc Pad M.O.S. (RPM)
1½ In. Hard	45100	77725	77728	30,000
1½ In. Medium	45099	77726	77729	30,000
1½ In. Soft	45098	77727	77730	18,000
2 In. Extra Hard	45097	77731	77733	25,000
2 In. Hard	45096	14198	14212	25,000
2 In. Medium	45095	14197	14211	20,000
2 In. Soft	45094	77732	77734	12,000
3 In. Extra Hard	45093	77735	77737	18,000
3 In. Hard	45091	14202	14216	15,000
3 In. Medium	45092	14201	14215	15,000
3 In. Soft	45090	77736	77738	8,000
4 in. Medium	45179	77739	77740	9,000

For Safety



when
Grinding or
Sanding

WARNING:

Always use protective glasses, face shields and body protection. Injury to face and eyes can result if the wheel flies off or the pad ruptures. Use guards provided with machine.

Do not exceed maximum operating speed (M.O.S.). Follow safety operation

procedures posted in work area. (Refer to ANSI standard Z87.1 for recommended eye protection.)

3M Abrasive Systems Division

3M Center, Building 223-6N-01
St. Paul, MN 55144-1000

Made in U.S.A.

34-8500-1923-5


Coated Abrasive and Scotch-Brite™ Roloc™ and Roloc™+ Products Safety Information

- ◆ Deliver this insert with product to operator.
- ◆ Read this entire insert before mounting product on tool or machine.
- ◆ Post this insert in the work area.

⚠ WARNING!

Product can **BREAK APART** during use and **CAUSE INJURY** if damaged or run too fast.

Always **WEAR PROTECTION** for eyes*, face*, hands and body.




Improper use can cause product to break apart and may cause injury to operators and bystanders**

Take precautions indicated below.

- **Exceeding Maximum Operating Speed can cause product to break apart and may cause injury.**

CHECK to make sure the machine does not run faster than the maximum operating speed (MOS) of the product or the backup pad.

Check Maximum Operating Speed




The location of MOS ratings for Roloc products and backup pads are listed in the table below.

NEVER EXCEED the lowest MOS rating for either the product or the backup pad.

Roloc Products	MOS Location
Backup Pad	Stamped on pad
Roloc+ Backup Pad	
• #1	25,000 rpm
• #2, #3, and #4	Molded on pad
Coated Abr. Discs	Label on box
Surf. Cond. Discs	Label on box
Bristle Discs	Molded on product
Unitized Wheels	Label on product
Bench Area Products	
• Clean and Strip Discs	Label on product
• Flap Brushes	Label on product
• Ganged Discs	Label on product

Example:



Roloc Backup Pad
MOS = 20,000 rpm

Product MOS = 18,000 rpm

In this example, do not exceed 18,000 rpm

- **Sparks and particles flying off the product can injure or cause fire.**



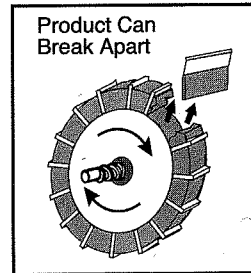
REMOVE FLAMMABLE MATERIALS from the work area.

DIRECT sparks away from face and body.

For DANGEROUS OPERATIONS, use the proper machine SAFETY GUARDS. Consult your plant Safety Engineer for safe work set-up.

PROVIDE appropriate local exhaust. If exhaust ventilation is not adequate, wear approved dust protection to prevent inhalation of dust particles.

- **Abusive operation can cause product to break apart and may cause injury.**



DO NOT JAM the rotating product into tight places.

INSPECT backup pad and replace if damaged (cracks, nicks or wear)

INSPECT product and replace when damaged or worn out.

Insure that the backup pad shaft is fully seated in the tool collet.

STOP immediately if vibration or wobbling occurs during use. Determine cause and correct before continuing.

DISC products require the use of a backup pad that is of the same size as the disc. (For example, use a 2 inch backup pad with 2 inch Roloc disc).

- **Incorrect storage could affect safety as well as product performance.**

STORE coated abrasives discs at temperatures between 60° - 80° F (15° - 27° C) and between 35 - 50% relative humidity.

STORE surface conditioning products at temperatures below 150° F (65° C) and limit exposure to water and high humidity.

*For information on eye and face protection, see ANSI Standard Z87.1, "Practice for Occupational and Educational Eye and Face Protection". Available from American National Standards Institute, Inc., (212) 642-4900

For 3M Product Information Call:
 800-3M HELPS (800-364-3577) toll free
 651-737-6501 direct dial

3M Abrasive Systems
 3M Automotive Aftermarket
 St. Paul, MN 55144-1000

<http://www.3M.com/abrasives>
<http://www.3M.com/automotive>

Instructions for using Roloc™ Unitized Wheels

Maximum Operating Speeds

Roloc™ Unitized Wheels should be used with Roloc™ disc pads. Maximum operating speed (M.O.S.) is dependent on Roloc™ disc pad diameter and hardness.

PART NUMBER 051144-				
Holder Diameter Hardness	Roloc Disc Pad	Roloc TP Disc Pad	Roloc TS Disc Pad	Disc Pad M.O.S. (RPM)
1½ In. Hard	45100	77725	77728	30,000
1½ In. Medium	45099	77726	77729	30,000
1½ In. Soft	45098	77727	77730	18,000
2 In. Extra Hard	45097	77731	77733	25,000
2 In. Hard	45096	14198	14212	25,000
2 In. Medium	45095	14197	14211	20,000
2 In. Soft	45094	77732	77734	12,000
3 In. Extra Hard	45093	77735	77737	18,000
3 In. Hard	45091	14202	14216	15,000
3 In. Medium	45092	14201	14215	15,000
3 In. Soft	45090	77736	77738	8,000
4 In. Medium	45179	77739	77740	9,000

For Safety



when
Grinding or
Sanding

WARNING:

Always use protective glasses, face shields and body protection. Injury to face and eyes can result if the wheel flies off or the pad ruptures. Use guards provided with machine.

Do not exceed maximum operating speed (M.O.S.).

Follow safety operation procedures posted in work area. (Refer to ANSI standard Z87.1 for recommended eye protection.)

3M Abrasive Systems Division

3M Center, Building 223-6N-01
St. Paul, MN 55144-1000

Made in U.S.A.

34-8500-1323-5