

PSR-SCP- 24DC/ESD/4X1/30

Order No.: 2981800



<http://eshop.phoenixcontact.co.uk/phoenix/treeViewClick.do?UID=2981800>

Safety relay to emergency stop and safety door monitoring up to SIL 3 or Cat. 4, PL e according to EN ISO 13849, one- or two-channel operation, automatic or manual activation, 2 N/O contact switch-off delay from 0.1 s to 30 s



Commercial data	
EAN	4  046356 117968
Pack	1
Customs tariff	85364190
Country of Origin	DE
Catalog page information	Page 14 (IF-2011)

Product notes

WEEE/RoHS-compliant since: 17/04/2008



Please note that the data given here has been taken from the online catalog. For comprehensive information and data, please refer to the user documentation at <http://www.download.phoenixcontact.com>. The General Terms and Conditions of Use apply to Internet downloads.

Technical data

Input data	
Nominal input voltage U_N	24 V DC
Input voltage range in reference to U_N	0.85 ... 1.1
Typical input current at U_N	75 mA DC
Voltage at input/start and feedback circuit	Approx. 24 V DC

Typical response time	150 ms (Monitored/manual and auto-start)
Typical release time	20 ms (undelayed contacts) 100 ms (delayed contacts)
Typical release time range	0.1 s ... 30 s
Recovery time	330 ms (Restart) 1 s (Electric torque)
Max. permissible overall conductor resistance	50 Ω (Input and reset circuit at U_N)

Output data

Contact type	2 enabling current paths undelayed, 2 delayed
Contact material	AgSnO ₂
Maximum switching voltage	250 V AC/DC
Minimum switching voltage	15 V AC/DC
Limiting continuous current	6 A (N/O contact)
Maximum inrush current	6 A
Inrush current, minimum	25 mA
Interrupting rating (ohmic load) max.	144 W (24 V DC, $\tau = 0$ ms) 288 W (48 V DC, $\tau = 0$ ms) 90 W (110 V DC, $\tau = 0$ ms) 88 W (220 V DC, $\tau = 0$ ms) 1500 VA (250 V AC, $\tau = 0$ ms)
Maximum interrupting rating (inductive load)	42 W (24 V DC, $\tau = 40$ ms) 33 W (48 V DC, $\tau = 40$ ms) 25 W (110 V DC, $\tau = 40$ ms) 23 W (220 V DC, $\tau = 40$ ms)
Switching capacity min.	0.4 W
Output fuse	10 A gL/gG NEOZED (N/O contact)

General data

Width	22.5 mm
Height	99 mm
Depth	114.5 mm
Ambient temperature (operation)	-20 °C ... 55 °C
Ambient temperature (storage/transport)	-40 °C ... 70 °C
Relay type	Electromechanically forcibly guided, dust-proof relay.
Mechanical service life	Approx. 10 ⁷ cycles

Mounting position	Any
Category according to EN 13849-1	4
Stop category	0 (undelayed contacts) 1 (delayed contacts)
Name	Air and creepage distances between the power circuits
Standards/regulations	DIN EN 60947-1
Rated surge voltage / insulation	4 kV / basic insulation
Rated insulation voltage	250 V
Pollution degree	2
Surge voltage category	II

Connection data

Conductor cross section solid min.	0.2 mm ²
Conductor cross section solid max.	2.5 mm ²
Conductor cross section stranded min.	0.2 mm ²
Conductor cross section stranded max.	2.5 mm ²
Conductor cross section AWG/kcmil min.	24
Conductor cross section AWG/kcmil max	12
Stripping length	7 mm
Screw thread	M3
Connection method	Screw connection

Certificates

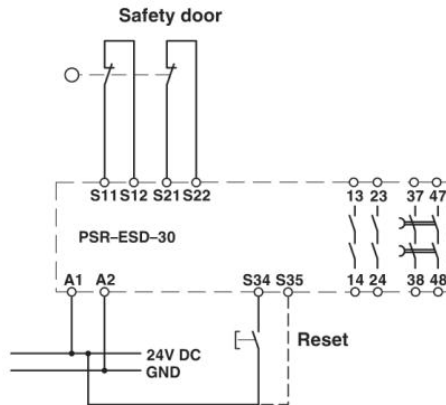
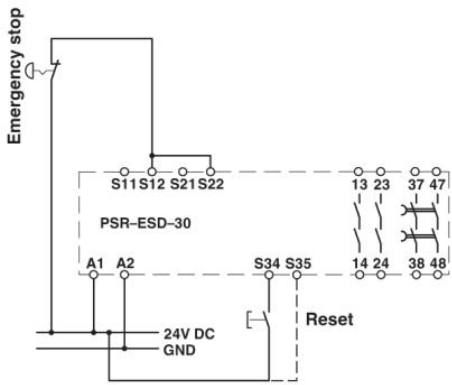
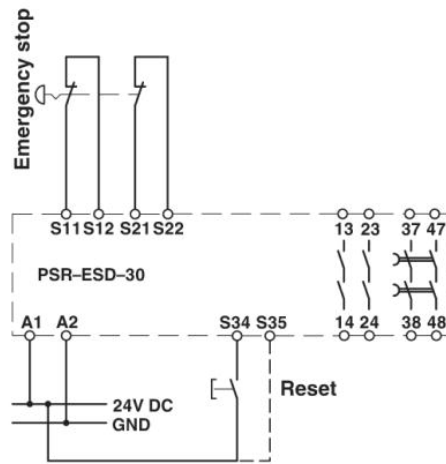
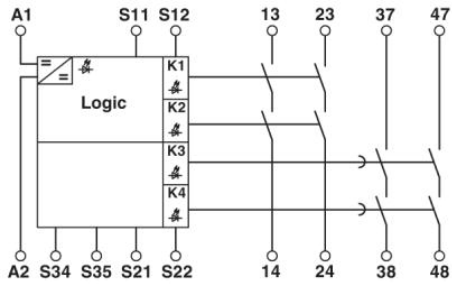


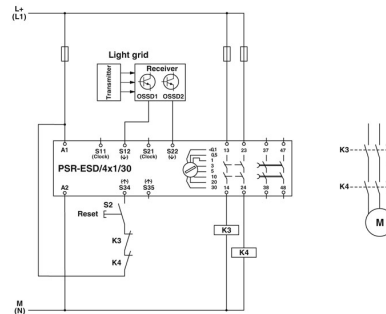
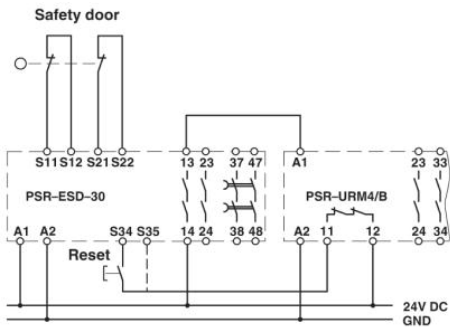
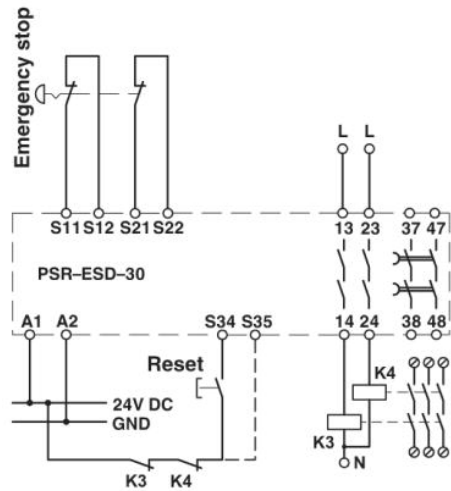
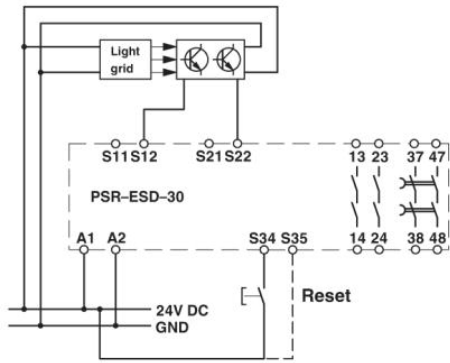
Certification

CUL Listed, GOST, TUEV-RH, UL Listed

Drawings

Circuit diagram





Two-channel light grid monitoring to PLe according to EN ISO 13849-1

Address

PHOENIX CONTACT Ltd
Halesfield 13
Telford / Shropshire / TF7 4PG,England
Phone 01952 681 700
Fax 01952 681 799
<http://www.phoenixcontact.co.uk>



Phoenix Contact Ltd.
Technical modifications reserved;