

INTRODUCTION

Wamco LED Stick series **BL05-D** is a linear lighting system for interior applications such as path, cove, shelf, and display case lighting. **BL05-D** is available in white and warm white in 300mm, 600mm, 900mm and 1200mm lengths. **BL05-D** provides many advantages including brilliant light output, significant energy savings, and reduced maintenance costs.

FEATURES

- Easily attached to the 90° corner of a shelf or display case
- Attached by 3M adhesive tape
- 4 length options
- Long service life (up to 30,000hrs in white color)
- Safety due to low voltage operation (**24VDC**)
- 3 year warranty

APPLICATIONS

- Path and cove lighting
- Shelf lighting and display case lighting

CERTIFICATIONS

- CE, RoHS



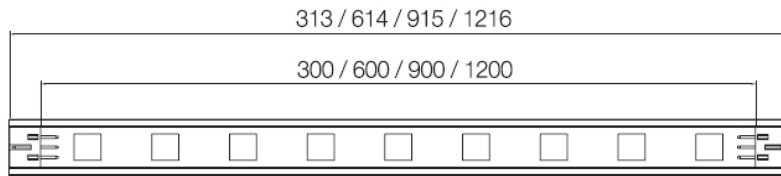
SPECIFICATIONS

- Operating Temp. : -20°C~+50°C

Model	Color	Length (PCB/Total)	LED Q'ty	Input Vol.	Power	View angle	Lum.Flux
WL-BL05D-White-300mm (WL-B05D04W0300)	White (Typ.6500K)	(300/313)mm	20pcs	24VDC	4.5W	120°	300lm
WL-BL05D-White-600mm (WL-B05D09W0600)	White (Typ.6500K)	(600/614)mm	40pcs	24VDC	9W	120°	600lm
WL-BL05D-White-900mm (WL-B05D13W0900)	White (Typ.6500K)	(900/915)mm	60pcs	24VDC	13.5W	120°	900lm
WL-BL05D-White-1200mm (WL-B05D18W1200)	White (Typ.6500K)	(1200/1216)mm	80pcs	24VDC	18W	120°	1200lm
WL-BL05D-Warm W-300mm (WL-B05D04L0300)	Warm White (Typ.3000K)	(300/313)mm	20pcs	24VDC	4.5W	120°	270lm
WL-BL05D-Warm W-600mm (WL-B05D09L0600)	Warm White (Typ.3000K)	(600/614)mm	40pcs	24VDC	9W	120°	540lm
WL-BL05D-Warm W-900mm (WL-B05D13L0900)	Warm White (Typ.3000K)	(900/915)mm	60pcs	24VDC	13.5W	120°	810lm
WL-BL05D-Warm W-1200mm (WL-B05D18L1200)	Warm White (Typ.3000K)	(1200/1216)mm	80pcs	24VDC	18W	120°	1080lm



PHYSICAL SPECIFICATION (Unit : mm)

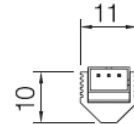


TOP VIEW

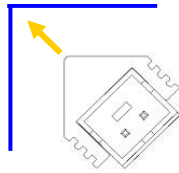


FRONT VIEW

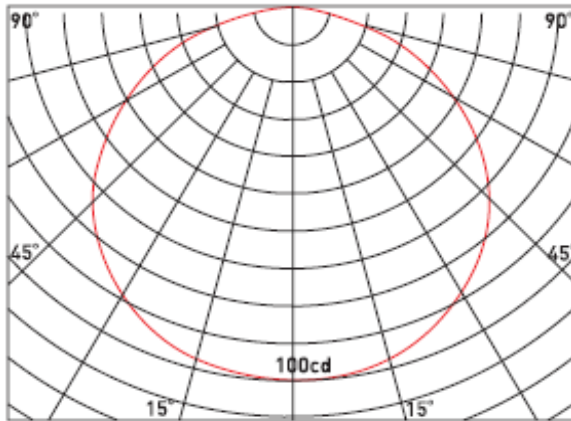
Unit : mm



SIDE VIEW



LIGHT DISTRIBUTION



*300mm/20LEDs/6,500K

∅m		m
1.476	393lx	0.5m
2.952	98lx	1.0m
4.428	44lx	1.5m

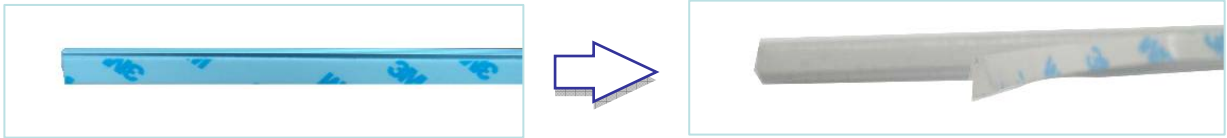


Installation

☑ Before you begin

- Lighting must be installed by a qualified electrician in according with all national and local electrical regulations.
- Determine proper placement in relation to the size and complexity of your installation.
- Make sure Power is off before installation and follow installation process.


1 Remove 3M adhesive tape on the back side of BL05D



2 Mount the fixtures




3 Connect additional fixtures using jumper cable.



Jumper cable
Length
(100mm*, 300mm,
600mm, 1200mm)



Please note that a positive pole (+) and a negative pole (-) should be connected in the same lines when you connect additional fixtures. If the connection is wrong, BL05 will not work.



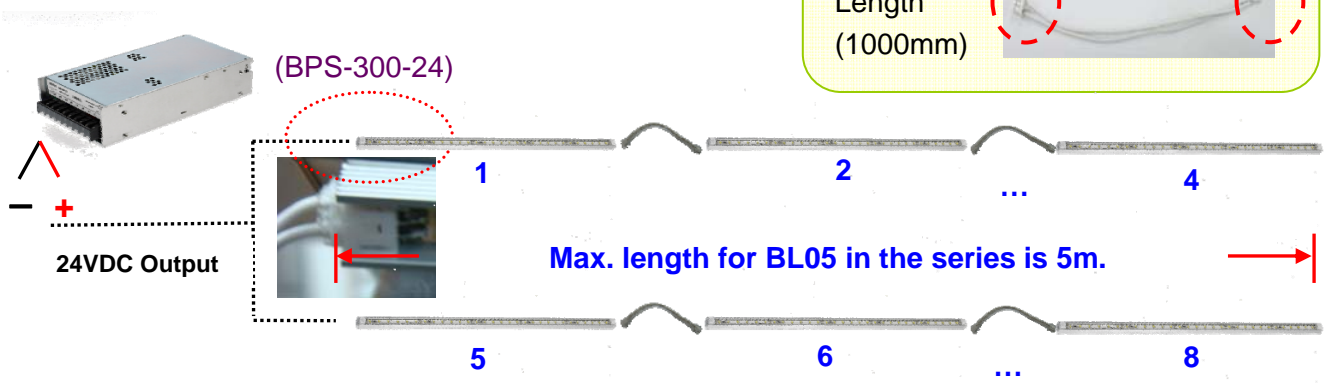
Installation

4 Connect DC power supply (24VDC output) using leader cables

1) DC Power supply (plug type)



2) DC Power supply (Normal)



< Model : BL05D_White_1200mm >

Capacity Table

Length (Unit: mm)	Watt/a pc	Max. number connected to a DC Power supply		
		Plug Type(32W)	100W	300W
BL05A_1200	18W	1pcs	4pcs	12pcs
BL05A_900	13.5W	1pcs	5pcs	16pcs
BL05A_600	9W	2pcs	8pcs	25pcs
BL05A_300	4.5W	5pcs	16pcs	50pcs

- Ensure main power supply is off before installing or wiring fixtures.
- Do not exceed the specified voltage and current input for any fixtures.

5 Turn on the Power

Check to see if BL05 lights.

Please review all installation processes above if BL05 fails to light.



Accessories

1) Connecting cable (* : standard)

Connecting cable		Length	Model Name	Description
Jumper Cable	* Jumper cable D1	100mm	W2DC0100	
	Jumper cable D2	300mm	W2DC0300	
	Jumper cable D3	600mm	W2DC0600	
	Jumper cable D4	1200mm	W2DC1200	
Leader cable	* Leader cable D1	1000mm	W1DC1000	

2) DC Power Supply

Power supply (Plug Type)	Power supply (Normal)	
	(188x96x45)	(198x102x52)
Model : SMPS - 32 – 24(B)	Model : BPS - 100 - 24	Model : BPS - 300 - 24
Power (Max.) : 32W	Power (Max.) : 100W	Power (Max.) : 300W
Input Voltage : 100~240VAC	Input Voltage : 85~265VAC	Input Voltage : 85~265VAC
Output Voltage : 24VDC	Output Voltage : 24VDC	Output Voltage : 24VDC
Certification : UL, CE	Certification : UL, CE	Certification : UL, CE

Packaging

BL05A
White 300mm
24VDC Input 2.4W

BL05D White 300mm
Type Color Length

White – White,
Yellow – Warm white
Red – Other Colors

