



# C-2000™ 3-Pole Contactors

Nonreversing and Reversing  
AC/DC Controlled



## 5-25 Hp (460 V) DC Only

To complete the contactor catalog number, replace the \* in the catalog number with the appropriate digit from the Coil Selection table.

AC-3 Max. Amps @ 460 V	Single-phase-HP 60 Hz		Three-phase-HP 60 Hz				KW 50 Hz 380/415V	Aux. Contacts (A600, Q600)	Coil Volts	Nonreversing		Reversing <sup>Ⓛ</sup>	
	115V	230V	200V	230V	460V	575V				Catalog No.	List Price, GO-10C2	Catalog No.	List Price, GO-10C2
10	0.5	1.5	3	3	5	7.5	4	1NO	DC	CL00D310T*	\$109.00	LDR00A*	\$290.00
13.8	0.75	2	3	3	7.5	10	5.5	1NO	DC	CL01D310T*	133.00	LDR01A*	337.00
17.5	1	3	5	5	10	15	7.5	1NO	DC	CL02D310T*	147.00	LDR02A*	366.00
22	1.5	3	5	7.5	15	15	11	1NO <sup>Ⓛ</sup>	DC	CL25D310T*	166.00	LDR25A*	399.00
32	2	5	10	10	20	25	16	1NO	DC	CL04D310M*	195.00	LDR04A*	495.00
34	3	5	10	10	25	25	18.5	1NO <sup>Ⓛ</sup>	DC	CL45D310M*	252.00	LDR45A*	609.00

- ① Reversing contactor consists of two (2) contactors, a mechanical interlock (BEL02) with built-in NC cross electrical contact, power wiring and cross electrical wiring and holding interlock.
- ② **Nonreversing:** A 1NO front mounted auxiliary contact block is supplied (unassembled) with contactors that begin with CL25 and CL45. Add suffix "S" to catalog number for 1NO-1NC side auxiliary (assembled), add \$11.00 GO-10C2 to list price (example: CL45D310MKS, list price \$252.00 + \$11.00 = \$263.00 GO-10C2).  
**Reversing:** Reversing contactors with prefixes LDR25A and LDR45A supplied with 1NO front-mounted holding interlock mounted on each contactor. Add suffix "S" to catalog number for 1NO-1NC side auxiliary (assembled), add \$22.00 GO-10C2 to list price (example: LDR25AKS, list price \$399.00 + \$22.00 = \$421.00 GO-10C2).

## 30-75 Hp (460 V) AC/DC

To complete the contactor catalog number, replace the † in the catalog number with the appropriate digit from the Coil Selection table.

AC-3 Max. Amps @ 460V	Single-phase-HP 60 Hz		Three-phase-HP 60 Hz				KW 50 Hz 380/415V	Aux. Contacts (A600, Q600)	Coil Volts	Nonreversing		Reversing <sup>Ⓛ</sup>	
	115V	230V	200V	230V	460V	575V				Catalog No.	List Price, GO-10C2	Catalog No.	List Price, GO-10C2
48	3	7.5	15	15	30	40	22	1NO <sup>Ⓛ</sup> 1NC	AC/DC	CL06E311M†	\$265.00	LER06A†	\$675.00
62	5	10	20	20	40	50	30	1NO <sup>Ⓛ</sup> 1NC	AC/DC	CL07E311M†	279.00	LER07A†	703.00
68	5	15	20	25	50	60	37	1NO <sup>Ⓛ</sup> 1NC	AC/DC	CL08E311M†	364.00	LER08A†	873.00
80	7.5	15	25	30	60	75	45	1NO <sup>Ⓛ</sup> 1NC	AC/DC	CL09E311M†	404.00	LER09A†	1,003.00
96	10	20	30	40	75	75	55	1NO <sup>Ⓛ</sup> 1NC	AC/DC	CL10E311M†	520.00	LER10A†	1,235.00

- ③ **Nonreversing:** A 1NO and 1NC front-mounted auxiliary contact block are supplied (unassembled) with contactors that begin with CL06, CL07, CL08, CL09, and CL10. Add suffix "S" to catalog number for 1NO-1NC side auxiliary (assembled), no addition in price adder.  
**Reversing:** Reversing contactors with prefixes LER06, LER07, LER08, LER09, and LER10 supplied with 1NO and 1NC front-mounted auxiliary on each contactor. Add suffix "S" to catalog number for 1NO-1NC side auxiliary, no additional price adder.

**References:** Instructions  
 GEH-6223 CL00-CL25 Contactors  
 GEH-6224 CL03-CL45 Contactors  
 GEH-6225 CL05-CL08 Contactors  
 GEH-6226 CL09-CL10 Contactors

**Overload Relays** ..... pages 3-8, 3-9  
**Accessories** ..... pages 3-10 to 3-16  
**Enclosures** ..... pages 3-17 to 3-19  
**Technical Data** ..... pages 3-36 to 3-44

### \* Coil Selection Table (CL00, CL01, CL02, CL25, CL04, CL45)

DC Voltage	† Coil Suffix
12	B
24	D
48	G
125	K
250	T

**Note:** Additional coils available, see page 3-16.

### † Coil Selection Table (CL06, CL07, CL08, CL09, CL10)

AC/DC Voltage	†† Coil Suffix
24-28	D
42-48	F
110-127	J
220-250	N
380-415	U
440-500	Y



# General Specifications for C-2000™ Contactors & Starters

### Standards And Listings

IEC 947-1	BS 5424	CSA C.22.2/14
IEC 947-4	BS 775	EN 50005
IEC 158-1	CEI 17-3/252	UNE 20109
CENELEC HD419	ASE 1025	VDE 0660/102
NFC.63-110	UL 508	CE Mark
ZH1/457 (Positive Guided Contacts)		

### Pending Standards And Listings

SEMKO, NEMKO, DEMKO, Lloyds Register

### Ambient Temperature Operating Storage

-13° to +131°F/-25° to +55°C  
-58° to +176°F/-50° to +80°C

### Altitude Derating Up to 10,000 ft. (3,000 m)

Nominal Values

10,000 to 13,200 ft.  
(3,000 to 4,000 m)

90% rated current

13,200 to 16,000 ft.  
(4,000 to 5,000 m)

80% rated current

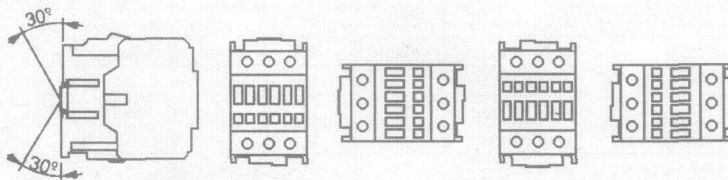
### Rated Insulation Voltage

600 Vac,  $U_i = 1000V$  (per IEC 947)

### Mounting Position

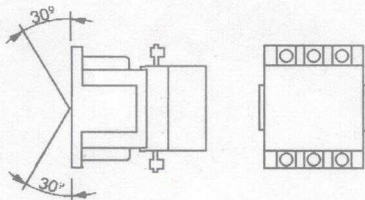
3-Pole and 4-Pole  
CL Contactors (5-75 Hp)

To maintain operating integrity, the contactor must be mounted in one of the positions shown below:



3-Pole and 4-Pole  
CK Contactors  
(100-500 Hp)

The contactor must be installed vertically or tilted a maximum of 30° from vertical, as shown below:



3 IEC DEVICES