


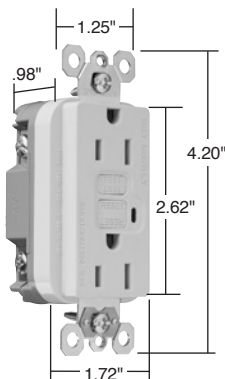


Technical Specifications TradeMaster® & Specification Grade GFCI Receptacles


2 Pole, 3 Wire Grounding 15 & 20A, 125VAC



Dimensions for
15 & 20 Amp



Dimensions for
15 & 20 Amp
With Auto-Ground



*GFCIs with Auto-Ground feature.

Typical Specifications

Manufacturer's Identification: Pass & Seymour/Legrand 1595
 Description: Straight Blade Duplex GFCI Receptacle
 Type: 2 Pole, 3 Wire Grounding
 Rating: 20A, 125VAC Feed Thru, 15A, 125VAC or 20A, 125VAC FACE
 3rd Party Compliance: cULus Listed, File Number E42190; Standard UL498, Attachment Plugs and Receptacles UL943 GFCIs. Federal Specification WC596. Standard CSA-C22.2 No. 42, General Use Receptacles, CSA-C22.2 No. 144 GFCIs. Conforms to NEMA WD-1 and WD-6.

Catalog Number	Color	Rating	NEMA Configuration No.
<input type="checkbox"/> 1595I	Ivory	15A 125VAC	5-15R
<input type="checkbox"/> 1595W	White	15A 125VAC	5-15R
<input type="checkbox"/> 1595	Brown	15A 125VAC	5-15R
<input type="checkbox"/> 1595GRY	Gray	15A 125VAC	5-15R
<input type="checkbox"/> 1595BK	Black	15A 125VAC	5-15R
<input type="checkbox"/> 1595RED	Red	15A 125VAC	5-15R
<input type="checkbox"/> 1595LA	Light Almond	15A 125VAC	5-15R
<input type="checkbox"/> 1595SI*	Ivory	15A 125VAC	5-15R
<input type="checkbox"/> 1595SW*	White	15A 125VAC	5-15R
<input type="checkbox"/> 1595SLA*	Light Almond	15A 125VAC	5-15R
<input type="checkbox"/> 2095I	Ivory	20A 125VAC	5-20R
<input type="checkbox"/> 2095W	White	20A 125VAC	5-20R
<input type="checkbox"/> 2095	Brown	20A 125VAC	5-20R
<input type="checkbox"/> 2095GRY	Gray	20A 125VAC	5-20R
<input type="checkbox"/> 2095BK	Black	20A 125VAC	5-20R
<input type="checkbox"/> 2095RED	Red	20A 125VAC	5-20R
<input type="checkbox"/> 2095LA	Light Almond	20A 125VAC	5-20R
<input type="checkbox"/> 2095SI*	Ivory	20A 125VAC	5-20R
<input type="checkbox"/> 2095SW*	White	20A 125VAC	5-20R
<input type="checkbox"/> 2095SLA*	Light Almond	20A 125VAC	5-20R

Performance

Electrical

Dielectric	Withstands 1500V minimum
Trip Level	4 to 6 mA
Trip Time	.025 Second Nominal
Frequency	60 Hz
Voltage	125VAC
Voltage Range	102-132VAC

Mechanical

Indicator Light (LED)	Red, ON when GFCI is tripped
Terminal Identification	Terminals identified in accordance with UL498 (Hot, White, Green)
Terminal Accommodation	#14 – #10 AWG solid or stranded copper conductor only
Product Identification	Ratings are a permanent part of device

Environmental

Operating Temperature	-35°C to +66°C
Maximum Humidity	95%
Flammability	UL94 V2

Materials

Face	Nylon	Terminal Screws	Steel #8 - 32
Body	Nylon	Hex Head Grounding Screw	Steel (Green)
Contacts	.03" Brass (.8)	Flat Head Mounting Screws	Zinc-Plated Steel
Mounting Straps	.05" Zinc-Plated Steel (1.3)	Test/Reset Buttons	Nylon
		Auto-Ground Clip*	Brass Alloy C260

Project

Location/Type