

In line with my style.

The Quigo from Bosch.




NEW! Quigo – the ingenious little cross line laser from Bosch. 0% complicated. 100% straight. **You'll be amazed.**



BOSCH

Invented for life



1619GU9017 – GB – Printed in Federal Republic of Germany –
Subject to technical alterations. No liability is accepted for printing errors.

Robert Bosch Ltd
PO Box 98
Uxbridge
Middlesex
UB9 5HN
www.bosch-do-it.co.uk



BOSCH
Invented for life



Fit tiles in picture-perfect patterns.


Tiles offer unlimited possibilities for you to be creative. The Bosch Quigo helps you to implement your ideas perfectly. For example, you can make an attractive wall mosaic using different-coloured tiles.

This is how easy it is

First of all, design the pattern you want to use on squared paper. The laser lines projected by the Bosch Quigo will then make it really easy for you to precisely position the tiles row by row on the wall.

Laying tiles like this is fun.






Put up wallpaper with lots of love and imagination.

Wallpapers give a room atmosphere with their colours, structures and patterns. The Bosch Quigo makes wallpapering incredibly easy for you, e.g. when you want to put up wallpaper in a child's bedroom.






First of all, you use the horizontal laser line of the Bosch Quigo to define how high you want the wallpaper to go. You then apply the wallpaper strip by strip starting from this line.

You can create a striking effect with wallpaper if you only apply a single strip or a border. The Bosch Quigo helps you to get these 100% straight as well.



Take a new direction when fitting shelves.

Shelves are practical for putting things on. But you can also turn them into extraordinary design objects. Ever thought of hanging bookshelves vertically? To do this, all you need are shelves, brackets and a bit of skill with your hands.



With the Bosch Quigo, mounting the shelves on the wall is one of the easiest things you'll have to do: set the vertical line, mark the holes and drill them. If you want to fit several shelves, align each of the holes at exactly the same height using the horizontal line. The Bosch Quigo will also be able to help you with any other ideas you come up with.





You can use the Bosch Quigo to place:

- Shelves
- Bathroom / kitchen accessories
- Curtain rails
- Clothes hooks



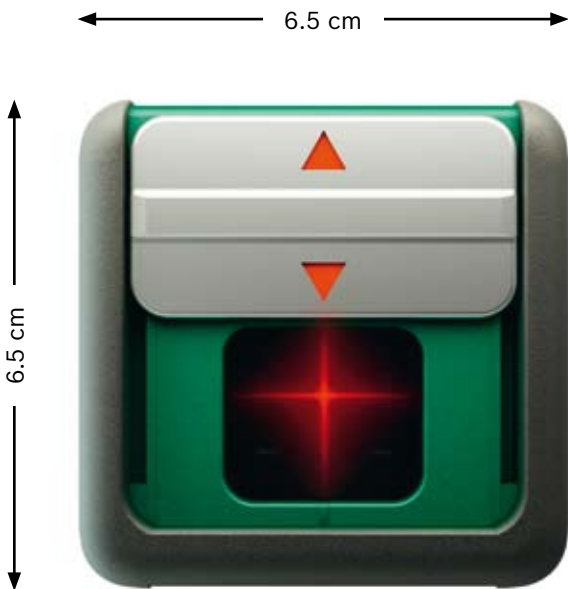


Your biggest helper for creative wall design is 6.5 cm small.

Paint, tiles, shelves, wallpaper or pictures – whatever you want to put on the wall, the Bosch Quigo will make sure you get it precisely in line. This small cross line laser is self-levelling, which means that it automatically aligns its laser beam. The Bosch Quigo therefore provides absolutely horizontal and vertical reference lines in seconds.

The advantages of the Bosch Quigo:

- Ultra compact with outer dimension of 6.5 cm
- Super-easy handling
- Self-levelling
- Working range up to 5 m
- Can be fixed anywhere using a clamp
- Batteries included

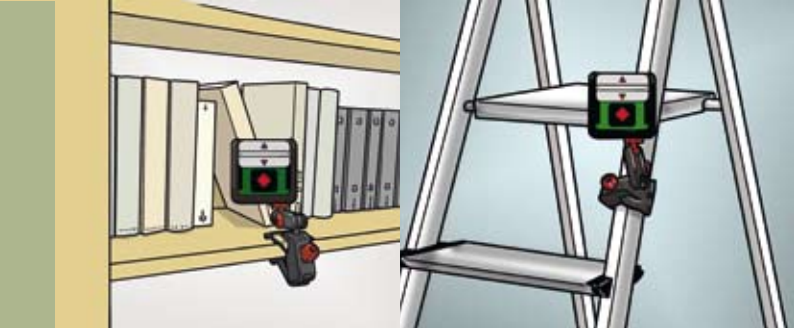


Ready for use in seconds.


The on/off switch doubles as a protective cover. Simply slide it up and within a few seconds the Bosch Quigo will automatically align its beam and the laser cross will appear. Then you can start to implement your ideas by lining up objects with complete precision.

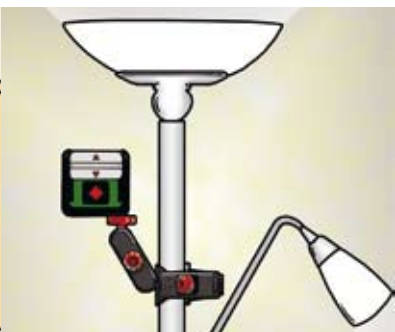
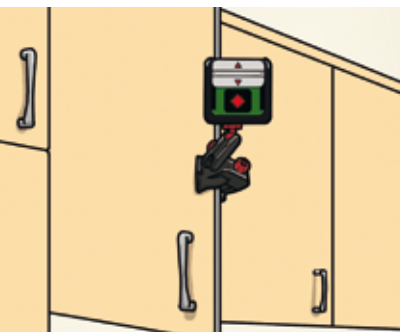


The Bosch Quigo is always at the right height.



You can position the Bosch Quigo at exactly the required height in no time. It comes complete with a clamp which can be used to fix it quickly and easily – on both vertical and horizontal surfaces which are 2 to 5 cm thick. You can, of course, also simply place the Bosch Quigo on a surface – and put something under it to position it at the desired height.





Possibilities for fixing the Bosch Quigo:

- Tables and chairs
- Shelves
- Ladders
- Window sills
- Floor lamps
- Doors
- and many more



The clamp holds the Bosch Quigo firmly in position and does not leave any marks even on sensitive surfaces.

Turn your walls into works of art.

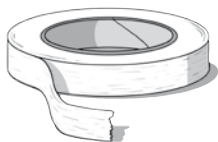
The Bosch Quigo makes it easy for you to play with colours and areas when putting designs on your walls.





How about a pattern in the style of Mondrian? It all starts with your idea. Then the Bosch Quigo is called into action.

Mask the wall line by line along the laser cross with masking tape. This will enable you to fill the areas of colour precisely. Whether vertical or horizontal, striped, tiered or overlapping – there are no limits to your artistic freedom with the Bosch Quigo.

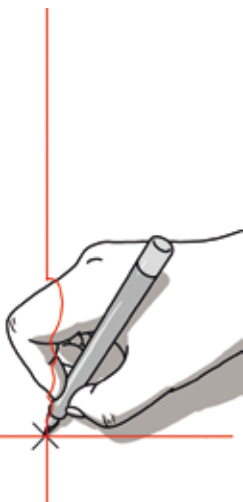


You can use the Bosch Quigo to make e.g.

- Horizontal patterns
- Vertical patterns
- Rectangular areas of colour on walls, doors, cabinets, shelves and many other surfaces.

Don't be afraid to create new formats with your ideas.

A wide screen mirror, a long picture gallery or a row of wall transfers – one hand movement is all it takes to fit everything 100% straight with the Bosch Quigo.



Its long working range with a line length of up to 5 metres means that you don't have to apply it repeatedly like you do with a spirit level. You can immediately mark all of the holes you need to drill along the laser line or you can start to mask straight away.





You can use the Bosch Quigo to place e.g.:

- Wall transfers
- Groups of pictures
- Mirrors
- Posters