
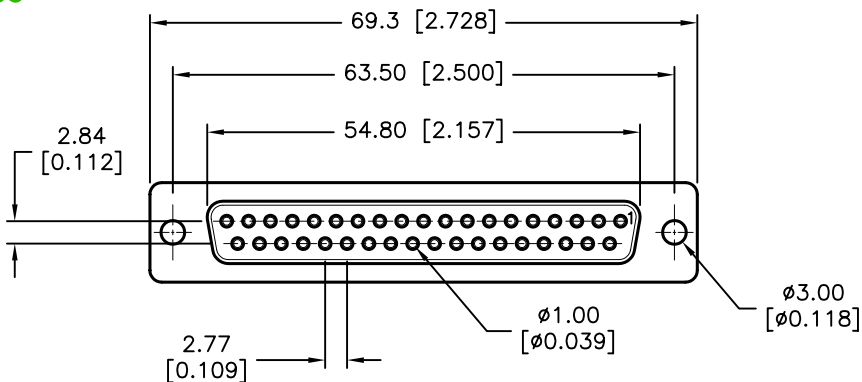


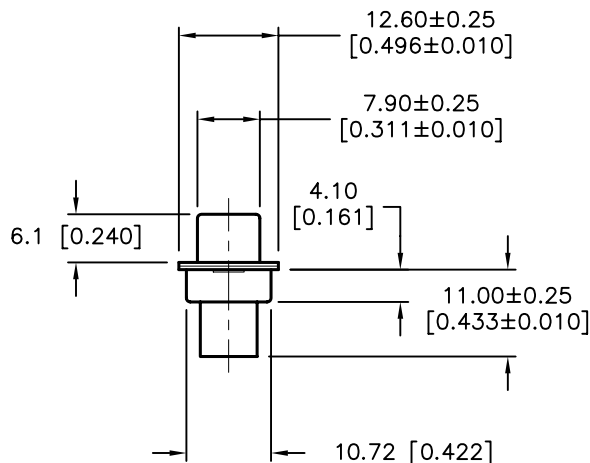
REVISIONS

DOC. NO. SPC-F005 \* Effective: 7/8/02 \* DCP No: 1398

DCP #	REV	DESCRIPTION	DRAWN	DATE	CHECKD	DATE	APPRVD	DATE
1876	A	RELEASED	EO	07/25/06	SA	07/25/06	HO	07/25/06

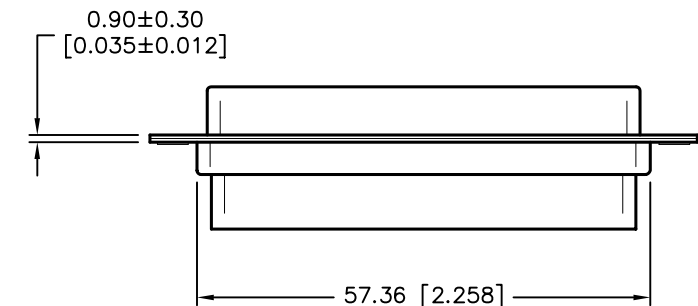


**PANEL CUTOUT**



**SPECIFICATIONS**

- Shell: Steel, Zinc Yellow Chromated
- Insulator: UL 94V-0 Rated, Black
  1. PBT+30% Fiber Glass
  2. Nylon-66
- Current Rating: 5 Amps
- Contact Resistance: 15 milliohms Max
- Insulator Resistance: 1000 Megohms Min
- Voltage: 500 VAC for 1 Minute
- Temperature: -50°C to +100°C



DISCLAIMER:  
ALL STATEMENTS AND TECHNICAL INFORMATION CONTAINED HEREIN ARE BASED UPON INFORMATION AND/OR TESTS WE BELIEVE TO BE ACCURATE AND RELIABLE. SINCE CONDITIONS OF USE ARE BEYOND OUR CONTROL, THE USER SHALL DETERMINE THE SUITABILITY OF THE PRODUCT FOR THE INTENDED USE AND ASSUME ALL RISK AND LIABILITY WHATSOEVER IN CONNECTION THEREWITH.

TOLERANCES:

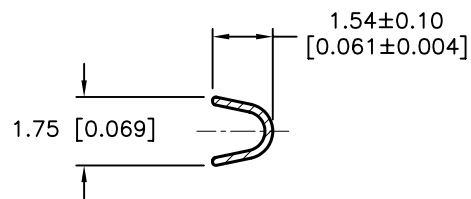
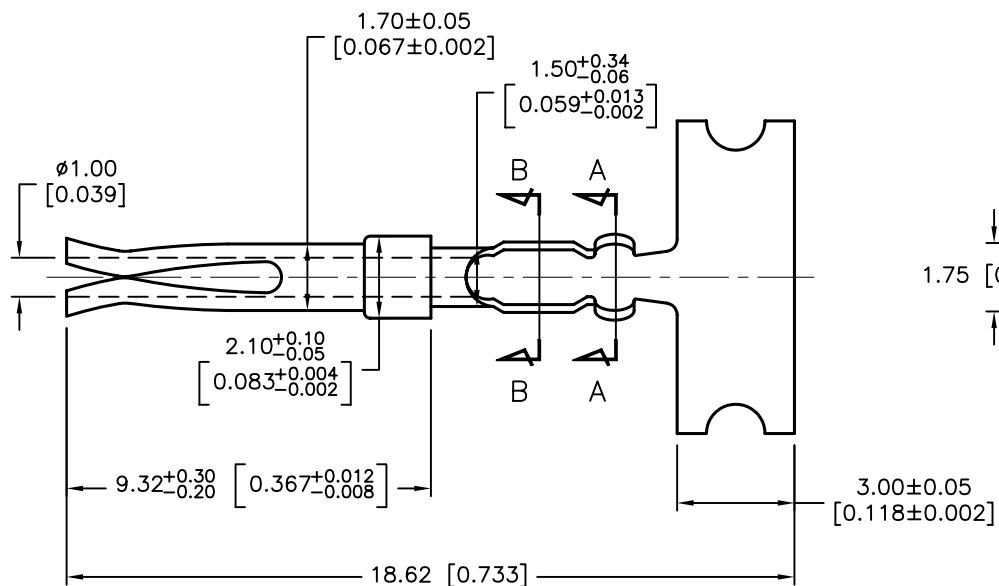
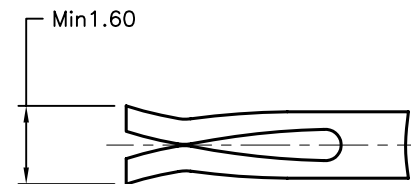
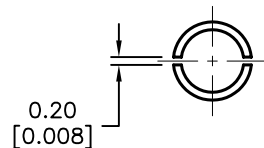
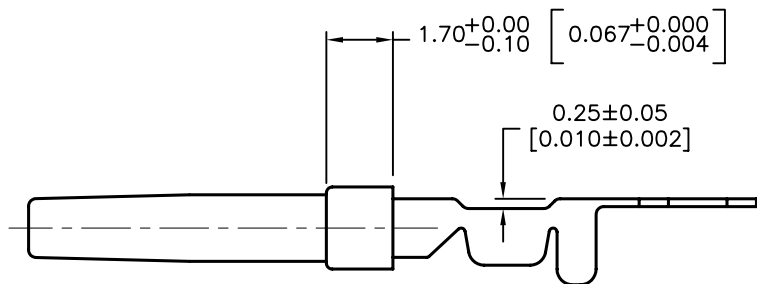
Unless Otherwise Specified  
.X ±0.35 [0.014]  
.XX ±0.15 [0.006]

DRAWN BY:	DATE:
EKLAS ODISH	07/25/06
CHECKED BY:	DATE:
SAMI ALNADI	07/25/06
APPROVED BY:	DATE:
HISHAM ODISH	07/25/06

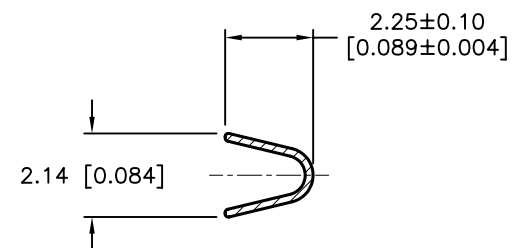
DRAWING TITLE:

37 Pin Crimp Type D-Sub Socket

SIZE	DWG. NO.	ELECTRONIC FILE	REV
A	SPC15175	79K4779.DWG	A
SCALE: NTS	U.O.M.: mm [INCHES]		SHEET: 1 OF 2



**SECTION: B-B**



**SECTION: A-A**

**SPECIFICATIONS**

Contact: Phosphor-Bronze, Stamped Gold-Plated  
on Contact Area  
Nickel-Plated on Crimp-Area

SIZE <b>A</b>	DWG. NO. <b>SPC15175</b>	ELECTRONIC FILE <b>79K4779.DWG</b>	REV <b>A</b>
SCALE: NTS	U.O.M.: mm [INCHES]	SHEET: 2 OF 2	