

E2 CLASSIC

WIRELESS ENERGY MONITOR

efergy®



SAVE UP TO 20% OFF
YOUR ENERGY BILL*



efergy®

MONITOR REDUCE SAVE



- Download your energy data to eLink
- Instantly see the cost of using energy in your home
- Mains powered with battery back up for portability
- View your daily, weekly, monthly or average data
- Uses multiple tariff options
- Discover and reduce your carbon footprint
- Learn about energy with your family
- Tariff rates pre-programmed (or updated manually)

E2 CLASSIC

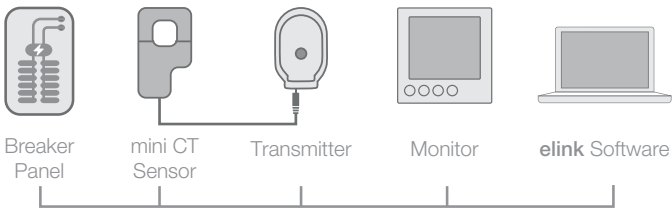
efergy®



WIRELESS ENERGY MONITOR


ENERGY MONITORS - HOW THEY WORK

Our **e2 classic** energy monitor is simple to install and easy to use. A mini current sensor is clipped on to the supply cables. A lead from the sensor is plugged into the energy transmitter, which then wirelessly sends real time data to the energy monitor. The monitor receives the data and displays the demand in kilowatts of energy being consumed at any given time. The **e2 classic** may be programmed for various rates, ensuring that the cost of your energy is accurate.



INSTANT SAVINGS

The **e2 classic** updates every 6, 12 or 18 seconds. The display then shows how much energy is consumed at that moment and how much it will cost if the 'energy now' load is maintained for a period of one day.




DOWNLOAD YOUR DATA

Download your energy consumption data to your PC or Mac and analyse it with our **efergy eLink 2.0** software. View informative graphs, print or save reports as PDF files. Data may also be viewed using Excel.



AVERAGE DATA

The **e2 classic** displays your average energy usage per day, week and month. See the impact of your energy efficient efforts, and then watch your average energy usage reduce.



MEMORY FUNCTION

The **e2 classic** memory function allows you to view your energy usage by the day, week or month. The **e2 classic** helps you understand your energy usage and how it changes over time.



EASY TO INSTALL

- Clip the sensor around the live feed cable of your breaker panel
- Plug the sensor into the transmitter
- Press **link** on the back of the **e2** monitor
- Signal symbol will flash - press **learn** on the transmitter
- Signal symbol becomes solid when your monitor is working
- Use the **e2 classic** to review energy usage instantly

TECHNICAL INFORMATION

Model Name	e2 classic
Model Number	E2-UK
Frequency	433.5MHz
Transmission Time	6, 12 or 18 Sec
Transmission Range	40 - 70m
Sensor Voltage Range	110 - 600V
Measuring Current	50mA - 90A
Accuracy	> 90%

The backlight will be activated from 18:00 to 6:00 hours

CE RoHS



N16354



1 x e2 Wireless Energy Monitor
1 x Transmitter
1 x mini CT Sensor

1 x Mains Power Adaptor
1 x USB cable
eLink 2.0 software download from efergy.com



MONITOR REDUCE SAVE