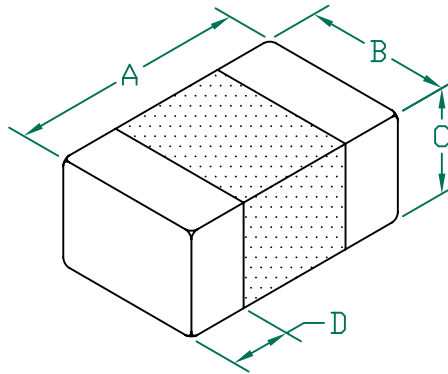


HZ0805D152R-10

UNCONTROLLED DOCUMENT

PHYSICAL DIMENSIONS:

| | | |
|---|-------------|---------------|
| A | 2.00 [.079] | + 0.20 [.008] |
| B | 1.25 [.049] | + 0.20 [.008] |
| C | 0.90 [.035] | + 0.20 [.008] |
| D | 0.51 [.020] | + 0.25 [.010] |



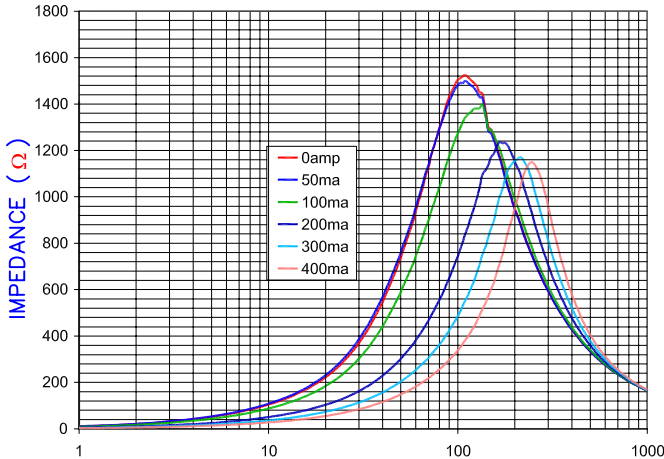
ELECTRICAL CHARACTERISTICS:

| Z @ 100MHz (Ω) | DCR (Ω) | Rated Current |
|-------------------|------------|---------------|
| Nominal | 1500 | |
| Minimum | 1125 | |
| Maximum | 1875 | 0.400 |
| | | 400 mA |

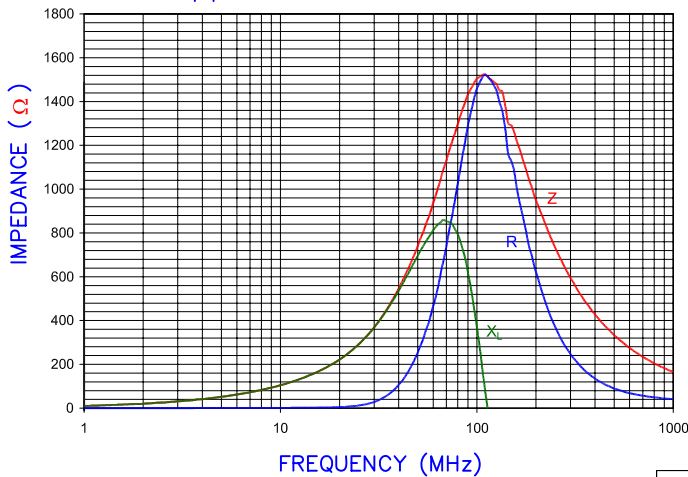
- NOTES: UNLESS OTHERWISE SPECIFIED
1. TAPED AND REELED per CURRENT EIA SPECIFICATIONS 7" REELS, 4000 PCS/REEL, PAPER TAPE.
 2. TERMINATION FINISH IS 100% TIN.
 3. COMPONENTS SHOULD BE ADEQUATELY PREHEATED BEFORE SOLDERING.



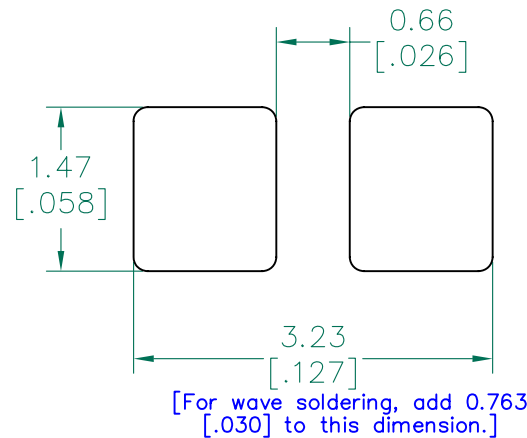
Z vs FREQUENCY
IMPEDANCE UNDER DC BIAS



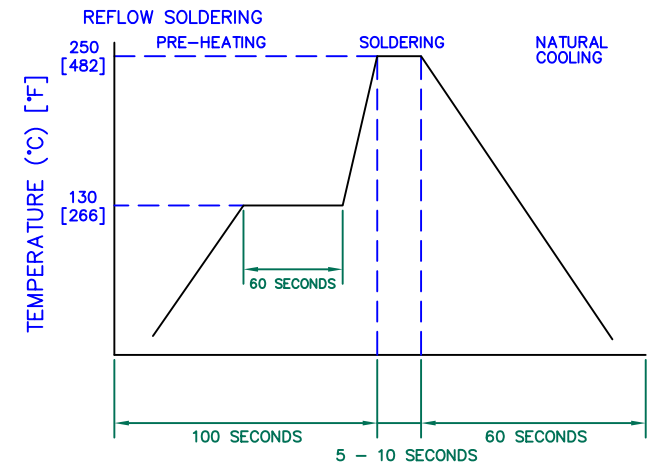
FREQUENCY (MHz)
|Z|, R, AND X vs. FREQUENCY



LAND PATTERNS FOR REFLOW SOLDERING



RECOMMENDED SOLDERING CONDITIONS



DIMENSIONS ARE IN mm [INCHES].

This print is the property of Laird Tech. and is loaned in confidence subject to return upon request and with the understanding that no copies shall be made without the written consent of Laird Tech. All rights to design or invention are reserved.



| | | | | |
|---|----------------------|-------------------------|------------------------------|-------------------------|
| PROJECT/PART NUMBER: HZ0805D152R-10 | | REV C | PART TYPE: CO-FIRE | DRAWN BY: TMB |
| DATE: 04/03/04 | SCALE: NTS | SHEET: 2 of 2 | | |

| REV | DESCRIPTION | DATE | INT |
|-----|------------------------------|----------|-----|
| C | CHANGE TO PAPER TAPE | 03/03/10 | JUN |
| B | UPDATE COMPANY LOGO ADD ROHS | 03/08/08 | JRK |
| A | ORIGINAL DRAFT | 04/03/04 | TMB |

