
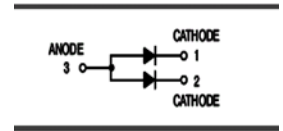


# Schottky Barrier Diode



## Features:

- Extremely Fast Switching Speed
- Low Forward Voltage
- Power Dissipation  $P_D = 200\text{mW}$
- Pb-Free Package is Available



SOT-23

## Applications:

Fast switching speed diode

## Max. Rating @ $T_A = 25^\circ\text{C}$ unless otherwise specified

Parameter	Symbol	Limits	Unit
Peak repetitive peak reverse voltage Working peak DC reverse voltage	$V_{RRM}$ $V_{RMS}$ $V_R$	30	V
Forward continuous current	$I_F$	200	mA
Repetitive peak forward current	$I_{FRM}$	200	mA
Forward surge current @ $t < 1.0\text{s}$	$I_{FSM}$	600	mA
Power dissipation	$P_D$	200	mW
Thermal resistance, junction to ambient air	$R_{\theta JA}$	500	$^\circ\text{C/W}$
Operating and storage temperature	$T_j, T_{STG}$	-55 to +150	$^\circ\text{C}$

## Electrical Characteristics @ $T_A = 25^\circ\text{C}$ unless otherwise specified

Parameter	Symbol	Conditions	Min.	Max.	Unit
Reverse breakdown voltage	$V_{(BR)}$	$I_R = 100\mu\text{A}$	30	-	V
Forward voltage	$V_{F1}$	$I_F = 0.1\text{mA}$	-	0.24	V
	$V_{F2}$	$I_F = 1\text{mA}$	-	0.32	V
	$V_{F3}$	$I_F = 10\text{mA}$	-	0.4	V
	$V_{F4}$	$I_F = 30\text{mA}$	-	0.5	V
	$V_{F5}$	$I_F = 100\text{mA}$	-	1	V
Reverse current	$I_R$	$V_R = 25\text{V}$	-	2	$\mu\text{A}$
Diode capacitance	$C_D$	$V_R = 1\text{V}, f = 1\text{MHz}$	-	10	pF
Reverse recovery time	$t_{rr}$	$I_F = I_R = 10\text{mA}$ $I_{rr} = 0.1 \times I_R, R_L = 100\Omega$	-	5	ns

# Schottky Barrier Diode



Typical Characteristics @  $T_A=25^\circ\text{C}$  unless otherwise specified

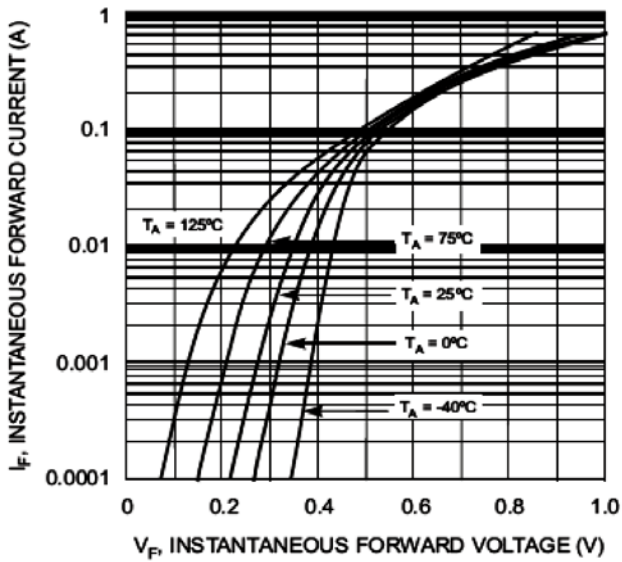


Fig. 1 Forward Characteristics

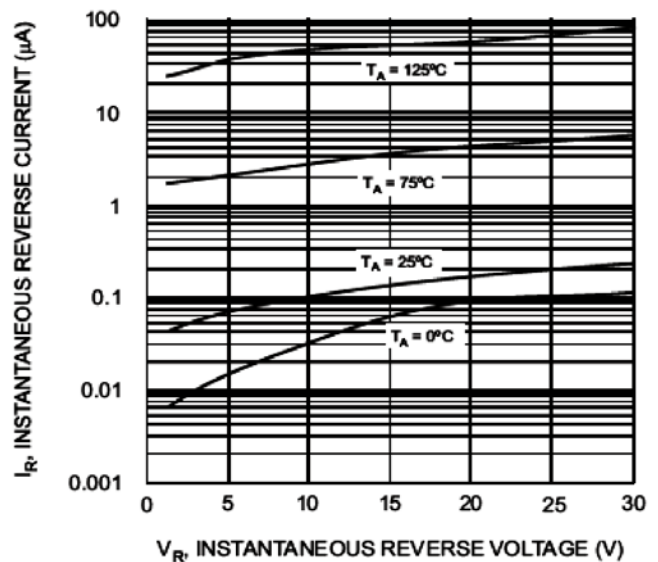


Fig. 2 Typical Reverse Characteristics

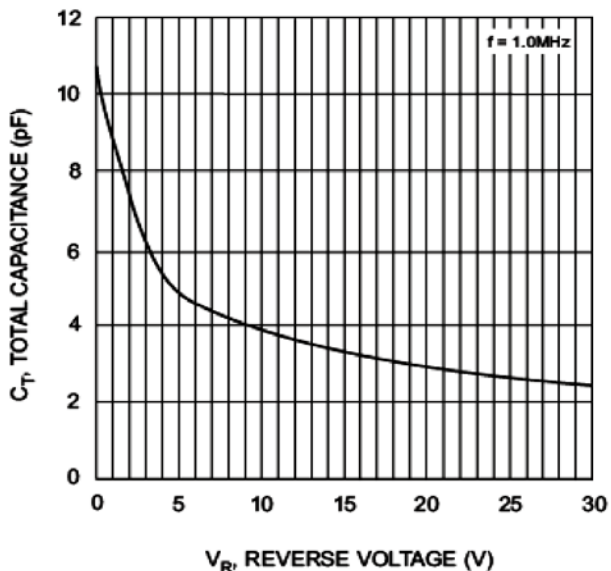


Fig. 3 Typical Capacitance vs. Reverse Voltage

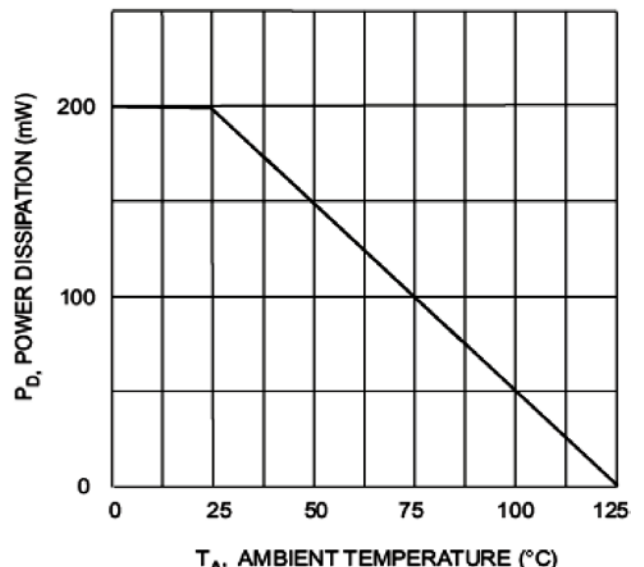


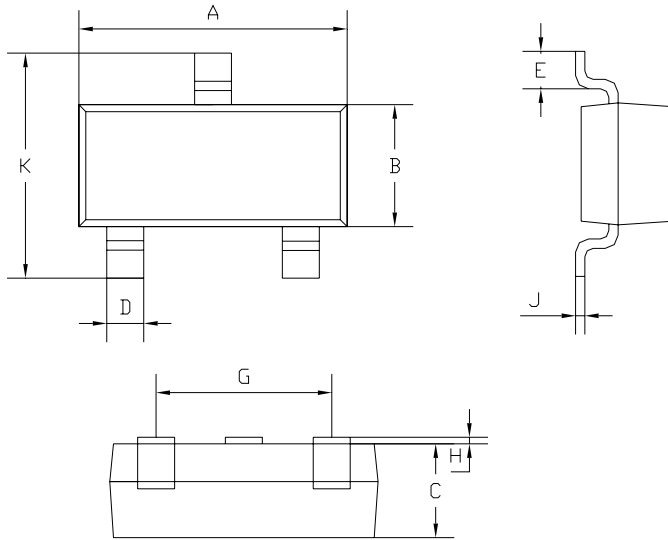
Fig. 4 Power Derating Curve



# Schottky Barrier Diode

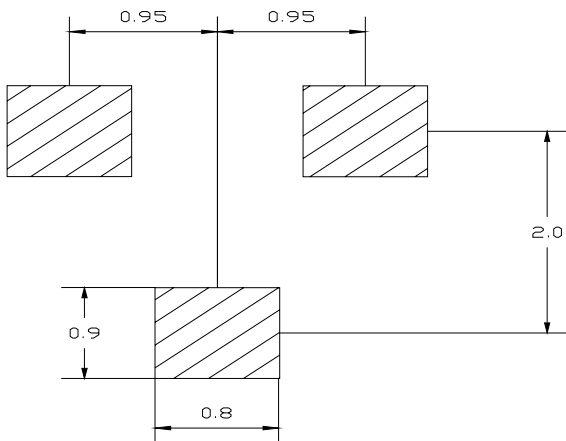


## Plastic surface mounted package



SOT-23		
Dim	Min	Max
A	2.85	2.95
B	1.25	1.35
C	1.0Typical	
D	0.37	0.43
E	0.35	0.48
G	1.85	1.95
H	0.02	0.1
J	0.1Typical	
K	2.35	2.45
All Dimensions in mm		

## Soldering Footprint



Unit : mm

## Package Information

Device	Package	Shipping
BAT54A-7-F	SOD-23	3,000 / Tape & Reel

## Part Number Table

Description	Part Number
Schottky Barrier Diode	BAT54A-7-F

**Important Notice :** This data sheet and its contents (the "Information") belong to the members of the Premier Farnell group of companies (the "Group") or are licensed to it. No licence is granted for the use of it other than for information purposes in connection with the products to which it relates. No licence of any intellectual property rights is granted. The Information is subject to change without notice and replaces all data sheets previously supplied. The Information supplied is believed to be accurate but the Group assumes no responsibility for its accuracy or completeness, any error in or omission from it or for any use made of it. Users of this data sheet should check for themselves the Information and the suitability of the products for their purpose and not make any assumptions based on information included or omitted. Liability for loss or damage resulting from any reliance on the Information or use of it (including liability resulting from negligence or where the Group was aware of the possibility of such loss or damage arising) is excluded. This will not operate to limit or restrict the Group's liability for death or personal injury resulting from its negligence. Multicomp is the registered trademark of the Group. © Premier Farnell plc 2012.

