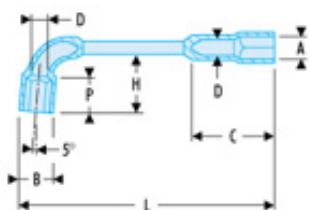


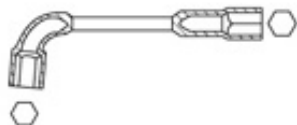


ISO 2236, NF E 74-303

• Satin chrome finish.




Zoom



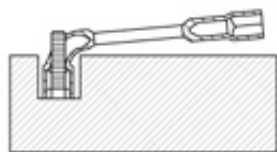
Zoom



Zoom



Zoom



Zoom



Zoom



	P	D	H	L	A	A	B	C	
	mm	mm	mm	mm	mm	"	mm	mm	g

75.6	6	5	15	102	6	75.1/4	10	21	32
75.7	7	5	17	106	7		11	22	35
75.8	8	7	19	114	8	75.5/16	12,5	25	60
75.9	9	7	20	122	9		13,5	26	65
75.10	10	8	24	129	10	75.3/8	15	28	95
75.11	11	8	25	136	11	75.7/16	16,5	30	114
75.12	12	9	28	144	12		18	36	152
75.13	13	9	30	152	13	75.1/2	19,5	38	175
75.14	14	10,5	32	160	14		21	40	202
75.15	15	10,5	34	169	15	75.9/16	22,5	42	226
75.16	16	13	37	178	16	75.5/8	24	46	285
75.17	17	13	39	187	17		25,5	48	312
75.18	18	13	40	195	18	75.11/16	26,5	50	365
75.19	19	15	41	204	19	75.3/4	28,5	51	430
75.20	20	15	43	212	20		29,5	53	440
75.21	21	15	46	221	21	75.13/16	30,5	55	490
75.22	22	15	48	230	22		32	57	536
75.23	23	18	51	240	23	75.7/8	33,5	64	626
75.24	24	18	54	250	24	75.15/16	34,5	67	660
75.25	25	20	56	260	25		36	69	785
75.26	26	20	57	270	26	75.1'	37	70	795
75.27	27	22	58	280	27		38,5	73	950
75.28	28	22	60	290	28		39,5	75	950

75.29	29	22	62	300	29		41	76	1050
75.30	30	24	64	310	30		42	83	1300
75.31	30	24	70	320	31		43,5	86	1385
75.32	31	24	74	330	32		44,5	88	1400
75.33	32	27	79	340	33		46	92	1480
75.34	33	27	80	350	34		47,5	95	1550
75.35	34	27	81	360	35		48,5	96	1630
75.36	35	27	82	370	36		49,5	97	1700
75.38	37	28	85	390	38		52	99	2080
75.1/4	7	5,0	15	102		1/4	10,0	21	32
75.5/16	9	7,0	19	114		5/16	12,5	25	60
75.3/8	11	8,0	24	129		3/8	15,0	28	95
75.7/16	12	8,0	25	136		7/16	16,5	30	114
75.1/2	13	9,0	30	152		1/2	19,5	38	175
75.9/16	15	10,5	34	169		9/16	22,5	42	226
75.5/8	17	13,0	37	178		5/8	24,0	46	285
75.11/16	19	13,0	40	195		11/16	26,5	50	365
75.3/4	20	15,0	41	204		3/4	28,5	51	430
75.13/16	22	15,0	46	221		13/16	30,5	55	490
75.7/8	24	18,0	51	240		7/8	33,5	64	626
75.15/16	25	18,0	54	250		15/16	34,5	67	660
75.1'	27	20,0	57	270		1'	37,0	70	795

