





Identification	Part number	Drawing	Dimensions in mm
Insertion tool for crimp contacts	09 99 000 0059	 <p>For crimp contacts with wires of less than 0.75 mm² it is recommended that an insertion tool is used. Contacts should be inserted from the wiring side and pushed down until a positive locking is achieved.</p>	
Removal tool for crimp contacts			
Removal tool	09 99 000 0012		
Replacement-tip for removal tool	09 99 000 0004		
Removal tool	09 99 000 0052	 <p>A removal tool is necessary if contacts are to be replaced in the insert. It is inserted from the mating face and pushed over the contact until a stop is noticeable. Additional pressure unlocks the contact and pushes it out of the wiring side. In case of the removal tool (. . 0052) the unlocking process is achieved by pressure on the central rod.</p>	