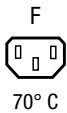


IEC Appliance Outlet F Shuttered with Fuseholder 1-pole

Plug removal necessary for fuse replacement



with neon indicator



Description

- Panel Mount:
Snap-in version from front side
- 3 Functions:
Connector shuttered Protection class I, Fuseholder for fuse-links 5 x 20 mm 1-pole, with or without neon indicator
- Solder terminals 3.8 x 0.8 mm

Approvals

- VDE Certificate Number: 40030183
- UL File Number: E93617

Characteristics

- With internal connections, except neon indicator to allow for different configurations
Neon indicator with wire terminals
- With slotted screw type fuseholder
Fuseholder meets requirements of medical standard IEC/EN 60601-1
The fuseholder can only be opened with the aid of a tool
The fuseholder is accessible from the equipment front
- Qualified for use in equipment according IEC/EN 60950

Other versions on request

- For protection class II

Weblinks

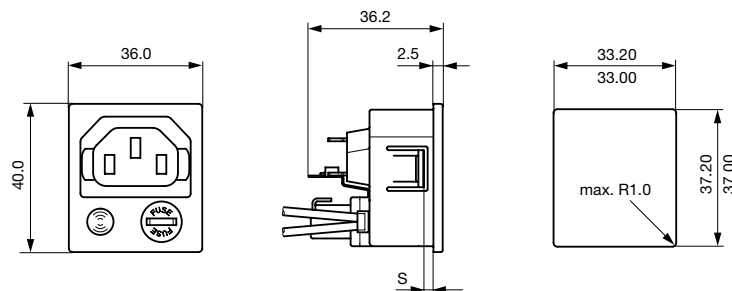
[pdf-datasheet](#), [html-datasheet](#), [General Product Information](#), [Approvals](#), [CE declaration of conformity](#), [RoHS](#), [CHINA-RoHS](#), [Mating Connectors](#), [e-Shop](#), [SCHURTER-Stock-Check](#), [Distributor-Stock-Check](#), [CAD-Drawings](#), [Accessories](#), [Wire Harness](#), [Detailed request for product](#)

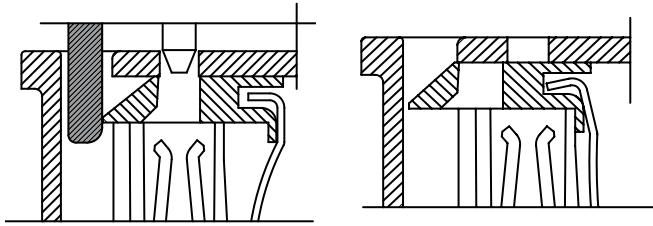
Technical Data

Ratings IEC	10A / 250VAC; 50Hz
Ratings UL/CSA	10A / 250VAC; 60Hz
Dielectric Strength	> 2.5kVAC between L-N > 3kVAC between L/N-PE (1 min/50Hz)
Allowable Operation Temp.	-25°C to 70°C
Degree of Protection	from front side IP 40 acc. to IEC 60529
Protection Class	Suitable for appliances with protection class I acc. to IEC 61140
Terminal	Solder terminals 3.8 x 0.8 mm except neon indicator
Panel Thickness s	Snap-in: 1/1.2/1.5/2/2.5/3 mm
Material: Housing	Thermoplastic, black, UL 94V-0

Appliance Outlet	F acc. to IEC 60320, UL 498, CSA C22.2 no. 42 (for cold conditions) pin-temperature 70 °C, 10A, Protection Class I
Fuseholder	1-pole, Shocksafe category PC2 acc. to IEC 60127-6, for fuse-links 5 x 20mm
Rated Power Acceptance @ Ta 23 °C	5 x 20: 1.6W (1 pole)
Power Acceptance @ Ta > 23°C	Admissible power acceptance at higher ambient temperature see derating curves

Dimensions

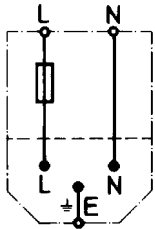




Shutter operation:
shutters opened by plug insertion

Shutter operation:
shutters closed when plug is removed

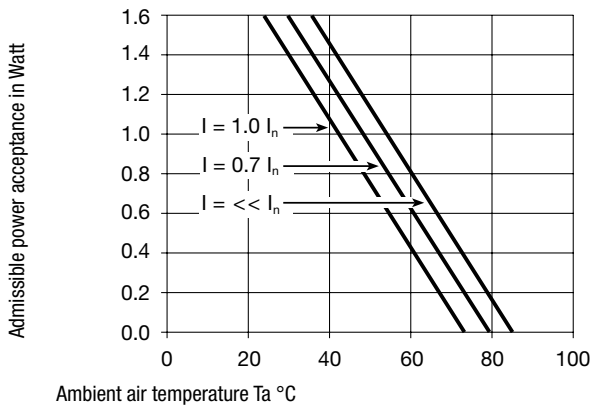
Diagrams



version without neon indicator

Derating Curves

1-pole



Variants

Socket and fuse-carrier


Panel Thickness s [mm]	Neon indication	Order Number
1	●	4719.3300
1.2	●	4719.8300
1.5	●	4719.4300
2	●	4719.5300
2.5	●	4719.6300
3	●	4719.7300
1		4719.3310
1.2		4719.8310
1.5		4719.4310

Panel Thicknesses [mm]	Neon indication	Order Number
2		4719.5310
2.5		4719.6310
3		4719.7310

Packaging unit 100 Pcs

Accessories

Description



Assorted Covers
Rear Cover



Wire Harness
Wire harness for SCHURTER products

Mating Inlets/Plugs

Category / Description

[Interconnection Cord Overview complete](#)



Interconnection Cord with IEC Plug E, Angled	0607
Interconnection Cord with IEC Plug E, Angled	0608
Interconnection Cord with IEC Plug E, Straight	0609
Interconnection Cord with IEC Plug G, Angled	607B
Interconnection Cord with IEC Plug G, Angled	608B
Interconnection Cord further types to 4719	...

[Plug Overview complete](#)



IEC Plug E, Cord Connector (Rewireable), Straight, max. cable Diameter 8.5 mm	4732
IEC Plug E, Cord Connector (Rewireable), Angled, max. Cable Diameter 8.5 mm	4733
IEC Plug E, Cord Connector (Rewireable), Straight, max. Cable Diameter 10 mm	4735
IEC Plug E, Cord Connector (Rewireable), Angled, max. Cable Diameter 10 mm	4736
IEC Plug E, Cord Connector (Rewireable), Straight	9009
Plug further types to 4719	...