

M12-Splitters/T-Connectors

0906 UTP 101

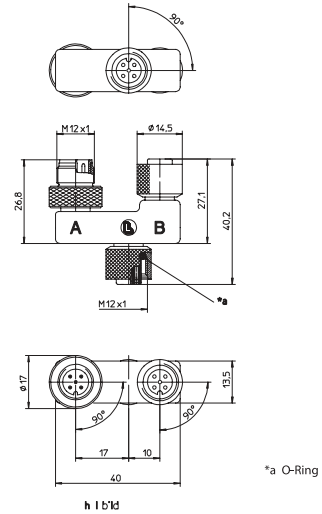


1 x M12 Male and 2 x M12 Female

Splitter/T-connector, with one M12 male and two M12 female connectors, 5-poles.

– especially suitable for DeviceNet and CANopen modules with M12 bus connection –

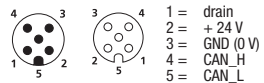
0906 UTP 101



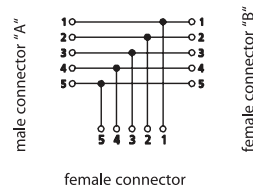
Pin Assignments

Face Views

M12 - 5-poles



Wiring Diagrams





Be Certain with Belden

M12-Splitters/T-Connectors

0906 UTP 101

Technical Data

Environmental

Degree of protection IP 67 / NEMA 6P
Operating temperature range -25°C (-13°F) / +90°C (+194°F)

Mechanical

Housing / Molded body TPU
Insert TPU
Contact CuZn, pre-nickel and gold-plated
Coupling nut CuZn, brass, nickel
O-ring FKM

Electrical

Contact resistance $\leq 5 \text{ m}\Omega$
Nominal current at 40°C 4 A per outlet / 4 A max. total
Nominal voltage 60 V
Test voltage 1.5 kV eff. / 60 s
Insulation resistance $> 10^9 \Omega$
Pollution degree 3

Part Number	Pins	Characteristics
0906 UTP 101	5	