



THE PRODUCT

The ART-CASE series of cases with the basic shapes “round”, “square”, “oval” and “rectangular” sets new standards in design and function.

Different versions of the bottom and top parts as well as of the base create interesting combinations and geometrical arrangements – for first-class visual pleasure!

YOUR ADVANTAGE

Ergonomically shaped case design, ideal for wall mounting and desktop applications.

Bayonet locking technology in ART-CASE R110 F/H – rational and invisible from the outside. If required, it can be additionally secured using the enclosed screws – in this case the markings on the top and bottom parts must match, on account of the alignment of the screw domes. Case assembly for ART-CASE types S, O and E with snap-in locking and screw fixture.

Flat top part with recessed operating area for the protection of the membrane keyboard.

Available with or without battery operation. Battery compartment for 2 x AAA batteries or base with integrated supports for 2 x AA in the base ☺.

3 different bases. Practical for wall and desktop applications.

APPLICATIONS

Ideal for indoor electrical and electronic applications, e.g. for transmission and reception units in building services management systems and building installations.

Also in medical technology, computer peripherals, security technology etc.



PROTECTION CLASS IP 40

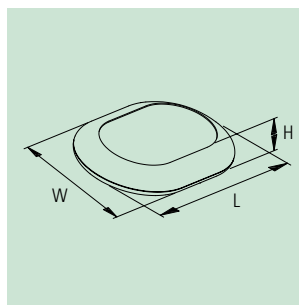
MAX. SIZE OF PCB

ART-CASE	L x W in mm bottom parts		top parts
	“flush”	“desk”	
R110 F/H	ø 86	ø 86	ø 82 / 58 x 58
S110 F	–	–	94 x 78
O160 F/H	–	–	107 x 64
E160 F	–	–	144 x 78

(cutouts for pillars not taken into consideration)



Off-white, RAL 9002 
Black, RAL 9005 



DESIGN SELECTION



ENCLOSURES

ART-CASE	Outside dim. in mm		Equipment	Material	Part-No. F*1			Part-No. H		
	L	W			bottom part	height	off-white	black	height	off-white
R110	110	110	"level"	ABS (UL 94 HB)	30	B 50 10 007	B 50 10 009	38	B 50 10 107	B 50 10 109
	110	110	"inclined"	ABS (UL 94 HB)	38	B 50 10 207	B 50 10 209	41	B 50 10 307	B 50 10 309
S110	110	110	"inclined"	ABS (UL 94 HB)	38	B 50 12 207	B 50 12 209		—	—
O160	160	110	"level"	ABS (UL 94 HB)	30	B 50 15 007	B 50 15 009	38	B 50 15 107	B 50 15 109
	160	110	"inclined"	ABS (UL 94 HB)	38	B 50 15 207	B 50 15 209	41	B 50 15 307	B 50 15 309
E160	160	110	"inclined"	ABS (UL 94 HB)	38	B 50 17 207	B 50 17 209		—	—

article	End piece required for bottom part! (article ① - ⑤ depending on the application) version/application
① Lid	suitable for all bottom parts, screw-down (not suitable for use with battery compartment), ABS (UL 94 HB)
② Battery compartment lid	suitable for all bottom parts, screw-down (battery compartment 2 x AAA and set of battery clips as accessories), ABS (UL 94 HB)
③ Base	suitable for all bottom parts, spacer for ceiling/wall mounting, with contact supports for 2 x AA, ABS (UL 94 HB)
④ Base 30°	suitable for bottom parts "inclined", for user-friendly installation and assembly angles, ABS (UL 94 HB)
⑤ Base 55°	suitable for bottom parts "inclined", for user-friendly installation and assembly angles, ABS (UL 94 HB)

Part-No. off-white	Part-No. black
B 50 11 847	B 50 11 849
B 50 11 857	B 50 11 859
B 50 11 117	B 50 11 119
B 50 11 217	B 50 11 219
B 50 11 317	B 50 11 319

ACCESSORIES

Article	For enclosure ART-CASE	Version / Application	Part-No.
⑥ Battery compartment	bottom part "level"/ "inclined"	ABS, off-white, for 2 x 1.5 V (AAA), incl. assembly kit, battery compartment lid (②) or base (③), base 30° (④) resp. base 55° (⑤) necessary	B 51 11 107
⑦ Set of battery clips	battery comp. ⑥	tin-plated, for 2 x 1.5 V micro cells (AAA)	A 91 66 001
	base ③	tin-plated, for 2 x 1.5 V mignon cells (AA)	A 91 90 002
⑧ Battery contact	battery comp. ⑥	tin-plated, for a serial connection of the micro cells (AAA)	A 91 66 002
⑨ Battery holder	battery comp. ⑥	clamps down securely 2 x AA (for enclosures with base 30°/55° necessary)	A 91 66 003
⑩ Strain relief	base ③	1 strain relief, 2 screws	A 91 99 005
⑪ Wall mounting set	lid / all bases	for the safe and secure wall mounting (machining lid/bases necessary)	B 51 11 307
⑫ Anti-rotation device	all bases	to prevent the base from being removed, ABS, off-white, incl. screws	B 51 11 707
⑬ Anti-slide feet	all	transparent, self-adhesive, ø 6.5 x 2 mm, for desk applications, 1 pair	A 92 07 150
⑭ Set of screws	all	4 x ø 2.5 x 5 mm, for mounting PCBs	B 51 11 201



ART-CASE with integrated Euro plug see page 82 ▶

*1 max. dim. keypad

ART-CASE R110 F: ø 72,00 mm · ART-CASE O160 F: 121,80 x 71,80 mm (max. dim. keypad of ART-CASE S110 F and E160 F see our website)

NEW PRODUCT

WITH INTEGRATED EURO PLUG




ENCLOSURE SET

Part-No. F*1			Part-No. H			ART-CASE	Outside dim. in mm		Equipment		Material
off-white	black	height	off-white	black	height		L	W	bottom part	plug-in module	
B 50 11 027	B 50 11 029	30	B 50 11 127	B 50 11 129	38	R110	110	110	“level”	With integrated Euro plug in accordance with DIN VDE 0620 part 101	ABS (UL 94 HB), live parts in ABS/PC (UL 94 V-0)
B 50 11 227	B 50 11 229	38	B 50 11 327	B 50 11 329	41		110	110	“inclined”		
B 50 13 227	B 50 13 229	38	—	—		S110	110	110	“inclined”		

ACCESSORIES

Part-No.	Article	For enclosure ART-CASE	Version / Application
B 51 11 201	① Set of screws	all	4 x ø 2.5 x 5 mm, for mounting PCBs



NEW PRODUCT

*1 max. dim. keypad ART-CASE R110 F: ø 72 mm (ART-CASE S110 F see our website)