



Field Configurable Ceiling Strobes

Genesis Series



One or more patents pending.

Overview

Genesis life safety ceiling strobes are small, compact, and attractive visible emergency signaling devices. Protruding no more than 1.6" (41 mm) from the ceiling, Genesis strobes blend with any decor.

Thanks to patented breakthrough technology, Edwards Genesis strobes do not require bulky specular reflectors and lenses. Instead, an exclusive cavity design conditions light to produce a highly controlled distribution pattern. Significant development efforts employing this new technology have given rise to a new benchmark in strobe performance – FullLight technology.

FullLight strobe technology produces a smooth light distribution pattern without the spikes and voids characteristic of specular reflectors. This ensures the entire coverage area receives consistent illumination from the strobe flash. As a result, Genesis strobes with FullLight technology go well beyond the minimum UL-required "cross" pattern, significantly exceeding UL-1971 and ULC-S526 light distribution requirements.

Depending on the model, clear lens Genesis ceiling strobes feature 15 to 95, or 95 to 177 candela output (see ordering information), which is selectable with a conveniently-located switch. The candela output setting remains clearly visible even after final installation, yet it is locked in place to prevent unauthorized movement after installation.

Genesis appliances offer emergency signaling with clear or amber lenses and with optional ALERT housing labels. They are ideal for applications that require differentiation between life safety and mass notification alerts.

Standard Features

- **Field configurable – no need to remove the device!**
 - 15/30/75/95 cd and 95/115/150/177 cd clear strobe lens models available
 - Switch settings remain visible even after the unit is installed
- **Unique low-profile design**
 - 30 per cent slimmer profile than comparable signals
 - Attractive appearance
 - No visible mounting screws
 - Available with white or red housings
- **Easy to install**
 - Fits all standard 4" square electrical boxes with plenty of room behind the signal for extra wire – no extension ring or trim plate needed
 - #18 to #12 AWG terminals – ideal for long runs or existing wiring
- **Unparalleled performance**
 - Exclusive FullLight strobe technology produces the industry's most even light distribution
 - Precision timing electronics meet tough synchronizing standards for strobes
 - Low current draw minimizes system overhead
- **Approved for public and private mode applications**
 - UL 1971-listed as signaling devices for the hearing impaired
 - UL 1638-listed as protective visual signaling appliances
 - UL/ULC listed for ceiling or wall use

Application

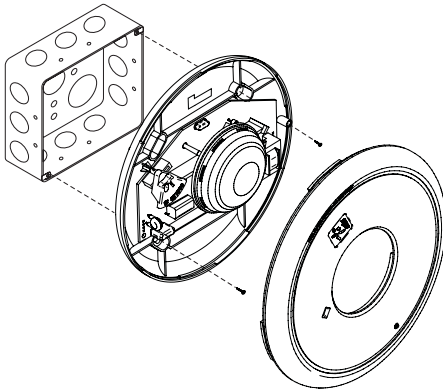
Genesis strobes are UL 1971 or 1638 listed for indoor use. Prevailing codes require strobes to be used where ambient noise conditions exceed specified levels, where occupants use hearing protection, and in areas of public accommodation. Consult with your Authority Having Jurisdiction for details.

All Genesis strobes exceed UL synchronization requirements (within 10 milliseconds over a two-hour period) when used with a synchronization source. Synchronization for multiple strobe lights in a single field of view is required.

Installation

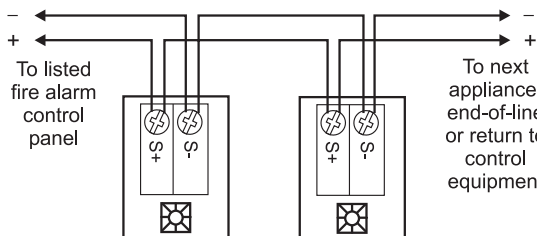
All models are intended for indoor applications only. Strobes mount to any flush North-American 4" square electrical box, 2 1/8" (54 mm) deep.

Genesis ceiling strobes simply unlatch and twist to open. This gains access to mounting screws and the selectable candela switch. The shallow depth of Genesis devices leaves ample room behind the signal for extra wiring. Once installed with the cover in place, no mounting screws are visible.

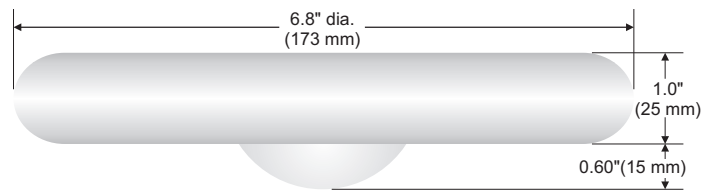


Wiring

Field wiring terminals accommodate #18 to #12 AWG (0.75 mm² to 2.5 mm²) wiring. Strobes are interconnected with a single pair of wires as shown below.

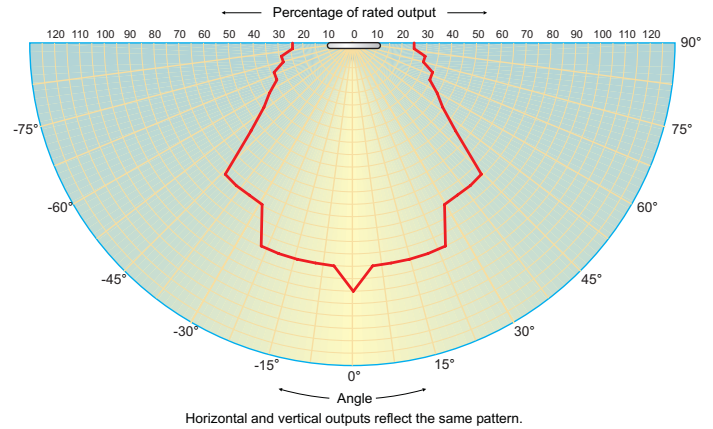


Dimensions



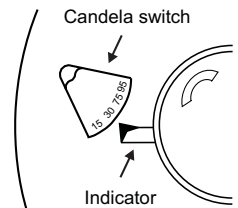
Light output (effective cd)

Percent of UL rating versus angle



Field Configuration

Depending on the model, Genesis ceiling speaker-strobes have multi-candela output (see ordering information). The output setting is changed by simply opening the device and sliding the switch to the desired setting. The strobe does not have to be removed to change the output setting. The setting remains visible through a small window on the front of the device after the cover is closed.



WARNING: These devices will not operate without electrical power. As fires frequently cause power interruptions, we suggest you discuss further safeguards with your local fire protection specialist.

Current Draw

UL Rating	Light output setting, standard models			
	15 cd RMS	30 cd RMS	75 cd RMS	95 cd RMS
16 Vdc	109	151	281	318
16 Vfwr	131	194	379	437

Light output setting, high output models			
95 cd RMS	115 cd RMS	150 cd RMS	177 cd RMS
330	392	502	565
432	518	643	693

Typical Current	Light output setting, standard models			
	15 cd RMS	30 cd RMS	75 cd RMS	95 cd RMS
16 Vdc	94	140	273	325
20 Vdc	74	108	205	244
24 Vdc	63	90	168	194
33 Vdc	48	70	124	139
16 Vfwr	126	187	368	403
20 Vfwr	108	156	281	333
24 Vfwr	97	139	240	270
33 Vfwr	89	119	197	214

Light output setting, high output models			
95 cd RMS	115 cd RMS	150 cd RMS	177 cd RMS
333	392	499	551
259	303	378	429
212	245	306	342
155	180	211	236
484	570	673	724
380	438	537	604
318	361	434	484
245	269	308	338

Current values are shown in mA.

Specifications

Housing	Textured UV stabilized, color impregnated engineered plastic. Exceeds 94V-0 UL flammability rating. Red and white models available.
Lens	Optical grade polycarbonate (clear).
Mounting	Flush mount to North American 4-inch square electrical box, 2-1/8 (54 mm) inches deep. No extension ring required. Suitable for indoor wall or ceiling applications.
Wire Connections	Screw terminals: #18 to #12 AWG (0.75 mm ² to 2.5 mm ²) wire size.
Operating Voltage	Regulated 16 to 33 Vdc, 16 to 33 Vfwr.
Operating environment	Indoor: 32-120° F (0-49° C) ambient temperature; 0-93% relative humidity.
Agency listings/approvals	Meets or exceeds year 2004 UL requirements for standards UL1638 and UL1971 and Canadian requirements for standards CAN/ULC S526-02 and CAN/ULC S524-01. All models comply with ADA Code of Federal Regulation Chapter 28 Part 36 Final Rule. CSFM, MEA, FM pending.
Strobe output rating	UL 1971, UL 1638, ULC S526: selectable 15/30/75/95 cd (EGC-VM) and 95/115/150/177 cd (EGC-VMH)
Strobe operating voltage	EGC-VM series strobes: non-coded, filtered 16-33 Vdc or unfiltered 16-33 Vdc FWR.
Strobe flash rate	EGC-VM series strobes: one flash per second synchronized with optional EG1M Genesis Signal Master indefinitely within 10 milliseconds. Temporal setting (private mode only): synchronized to temporal output of Genesis audible signals on same circuit.
Synchronization	Meets or exceeds UL 1971 requirements. Maximum allowed resistance between any two devices is 20 Ohms. Refer to specifications for the synchronization control module, this strobe, and the control panel to determine allowed wire resistance.
Synchronization Sources	EG1M-RM, EBPS6A, EBPS10A, E-NAC, E-FSC, E-FSA



Contact us...

Phone: 1-800-336-4206

Web: www.edwardssignaling.com

Edwards Signaling is an **EDWARDS** brand.

3 Farm Glen Boulevard
Farmington, CT 06032

In Canada, contact Chubb Edwards...

Email: inquiries@chubbedwards.com

Web: www.chubbedwards.com

© 2013 UTC Fire & Security Americas Corporation, Inc. All rights reserved. Specifications subject to change without notice. Edwards is part of UTC Climate, Controls & Security, a unit of United Technologies Corporation.

Ordering Information

Model	Housing	Marking	Lens	Strobe	Ship Wt.
Life safety Appliances (c/w running man icon screen printed on housing)					
EGC-VM	White	None	Clear	Selectable 15, 30, 75, or 95 cd	1.8 lb. (0.82 kg.)
EGCF-VM	White	"FIRE"			
EGCFR-VM	Red	"FIRE"			
EGC-VMH	White	None		Selectable high output 95, 115, 150, or 177 cd	
EGCF-VMH	White	"FIRE"			

