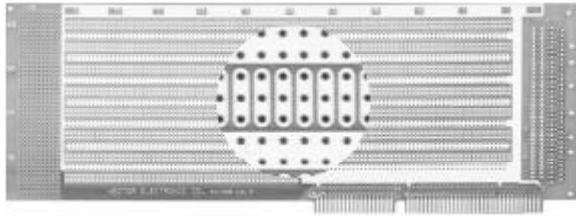


4617 IBM AT/ISA



Circuit Pattern:
Contacts:

3-hole Solder Pad
98 @ 0.1" Ctrs,
Ni/Gold

Width/Thick:
Height:
16-Pin DIP Capacity:


13.25"/.062"
4.5"
44

Material:
V/G Terminals:
Socket Pins:
Extender:
Hole Diameter:

FR4 Epoxy Glass
T44, T46, T49, T68
R32
3690-26, 3690-26-1
.042"

- 3-Hole Solder Pads (0.28" x 0.080") for interconnecting multiple component leads
- 10 x 42 hole grid unrestricted component placement area
- I/O mounting area for 37-pin D-subminiature and ribbon cable connectors
- Mounting bracket and hardware kit included (HD36B)
- Layout paper and instructions included
- Row and column legends provided

4617-1 IBM AT/ISA



Circuit Pattern:
Contacts:

Peripheral Buses
98 @ 0.1" Ctrs,
Ni/Gold

Width/Thick:
Height:
16-Pin DIP Capacity:

13.25"/.062"
4.5"
108


Material:
V/G Terminals:
Socket Pins:
Extender:
Hole Diameter:

FR4 Epoxy Glass
T44, T46, T49, T68
R32
3690-26, 3690-26-1
.042"

- Bus surfaces solder-coated for user convenience
- I/O mounting area for 37-pin D-subminiature and ribbon cable connectors
- Mounting bracket and hardware kit included (HD36B)
- Layout paper and instructions included
- Row and column legends provided

PCMCIA

4617-3 IBM AT/ISA



Circuit Pattern:
Contacts:

Pad-Per-Hole
98 @ 0.1" Ctrs,
Ni/Gold

Width/Thick:
Height:
16-Pin DIP Capacity:


13.25"/0.62"
4.5"
96

Material:
V/G Terminals:
Socket Pins:
Extender:
Hole Diameter:

FR4 Epoxy Glass
T44, T46, T49, T68
R32
3690-26, 3690-26-1
.042"

- Voltage and ground buses around board perimeter
- Pad and bus surfaces solder-coated for user convenience
- I/O mounting area for 37-pin D-subminiature and ribbon cable connectors
- Mounting bracket and hardware kit included (HD36B)
- Layout paper and instructions included
- Hole position legend provided, both sides
- Plate thru holes

4617-4 IBM AT/ISA



Circuit Pattern:

Voltage/Ground
Planes

Contacts:

98 @ 0.1" Ctrs,
Ni/Gold

Width/Thick:
Height:
16-Pin DIP Capacity:

13.25"/.062"
4.5"
140

Material:
Socket Pins:
Extender:
Hole Diameter:

FR4 Epoxy Glass
R50, R51, R52, R53
3690-26, 3690-26-1
.055"

- Plane surfaces solder-coated for user convenience
- To simulate plated-thru holes committed to voltage or ground planes, use Vector T123 eyelets, available separately (for use without pins)
- Layout paper and instructions included
- Mounting Bracket and hardware kit included (HD36B)
- I/O mounting area for 37-pin D-subminiature and ribbon cable connectors