



Medium Voltage Current Transformer Model CTWH3-60-T100 *Wound Primary CT*

REGULATORY AGENCY APPROVALS




E145172



LR89403

Manufactured to meet the requirements of ANSI/IEEE C57.13.



APPLICATION:
Metering and relaying.

FREQUENCY:
50-400 Hz.

MAXIMUM SYSTEM VOLTAGE:
5.6kV, BIL 60kV.

**CONTINUOUS THERMAL
CURRENT RATING FACTOR:**
1.50 at 30°C amb., 1.33 at 55°C. amb.

250:5, 1000:5 and 1200:5-
1.10 at 30°C. amb., 0.85 at 55°C. amb.

Primary terminals are plated copper bars. See chart next page for sizes. Secondary terminals are brass screws No. 10-32 with one flatwasher, lockwasher.

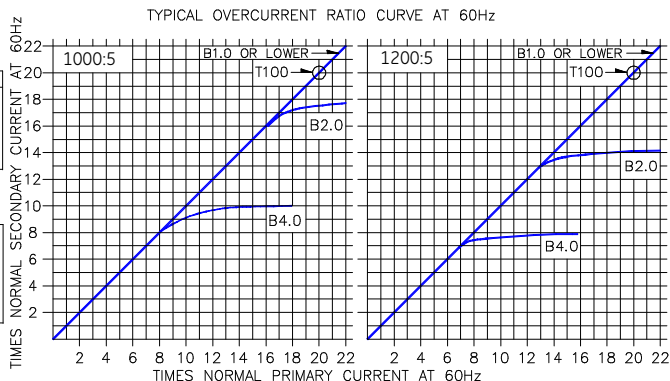
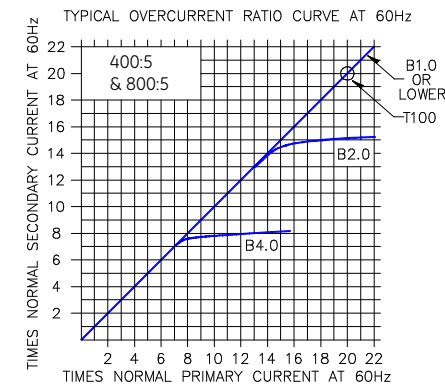
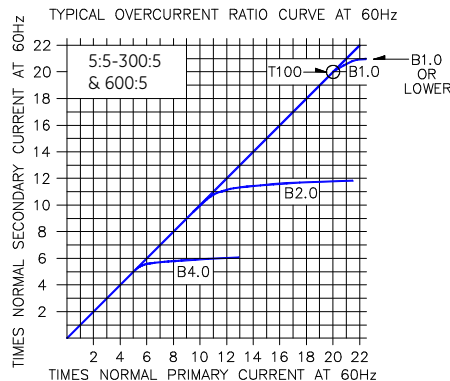
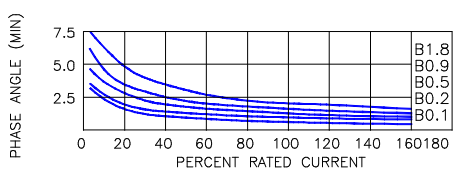
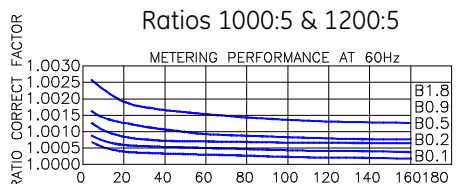
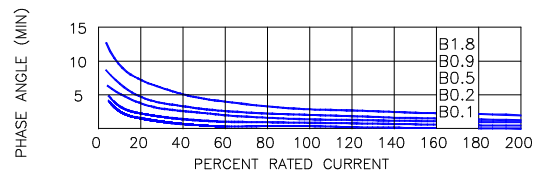
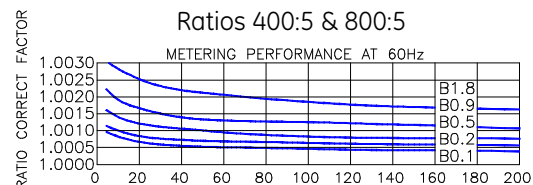
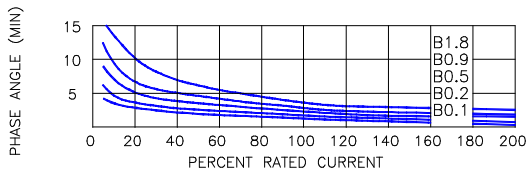
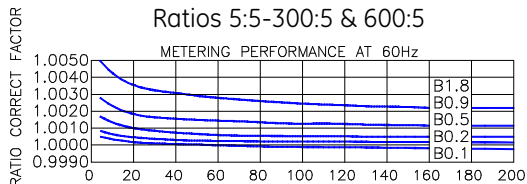
Vacuum cast in polyurethane resin.
Other ratios, secondary currents and dual ratios are available. Refer to factory.

Approximate weight 41 lbs.

CATALOG NUMBER	CURRENT RATIO	RELAY CLASS	ANSI METERING CLASS AT 60HZ					* THERMAL CURRENT RATING 1 SECOND RMS AMPS
			BO.1	BO.2	BO.5	BO.9	B1.8	
CTWH3-60-T100-050	5:5	T100	0.3	0.3	0.3	0.3	0.3	470
CTWH3-60-T100-100	10:5	T100	0.3	0.3	0.3	0.3	0.3	900
CTWH3-60-T100-150	15:5	T100	0.3	0.3	0.3	0.3	0.3	1600
CTWH3-60-T100-200	20:5	T100	0.3	0.3	0.3	0.3	0.3	1900
CTWH3-60-T100-250	25:5	T100	0.3	0.3	0.3	0.3	0.3	2600
CTWH3-60-T100-300	30:5	T100	0.3	0.3	0.3	0.3	0.3	2900
CTWH3-60-T100-400	40:5	T100	0.3	0.3	0.3	0.3	0.3	3800
CTWH3-60-T100-500	50:5	T100	0.3	0.3	0.3	0.3	0.3	4700
CTWH3-60-T100-750	75:5	T100	0.3	0.3	0.3	0.3	0.3	5900
CTWH3-60-T100-101	100:5	T100	0.3	0.3	0.3	0.3	0.3	8600
CTWH3-60-T100-151	150:5	T100	0.3	0.3	0.3	0.3	0.3	12900
CTWH3-60-T100-201	200:5	T100	0.3	0.3	0.3	0.3	0.3	17200
CTWH3-60-T100-251	250:5	T100	0.3	0.3	0.3	0.3	0.3	17200
CTWH3-60-T100-301	300:5	T100	0.3	0.3	0.3	0.3	0.3	34500
CTWH3-60-T100-401	400:5	T100	0.3	0.3	0.3	0.3	0.3	34500
CTWH3-60-T100-601	600:5	T100	0.3	0.3	0.3	0.3	0.3	66200
CTWH3-60-T100-801	800:5	T100	0.3	0.3	0.3	0.3	0.3	66200
CTWH3-60-T100-102	1000:5	T100	0.3	0.3	0.3	0.3	0.3	66200
CTWH3-60-T100-122	1200:5	T100	0.3	0.3	0.3	0.3	0.3	66200

*With a burden of BO.1 or greater connected to the secondary.

Model CTWH3-60-T100 Wound Primary CT



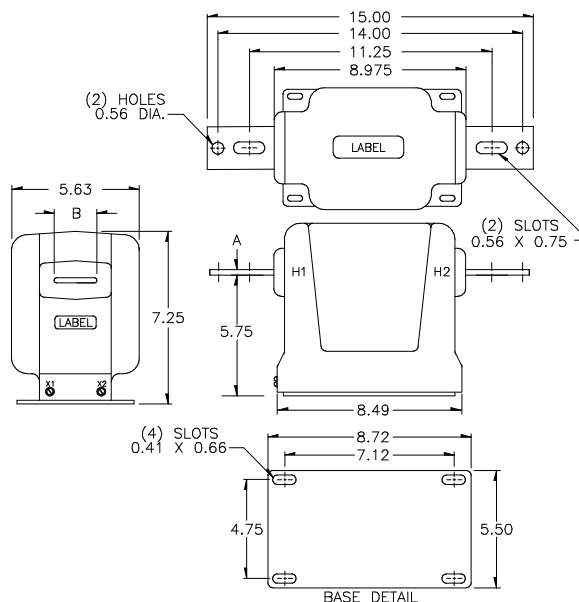
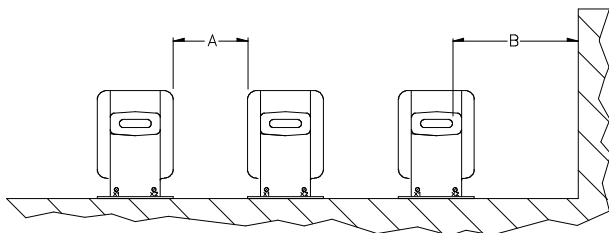
BAR SIZES		
PRIMARY CURRENT	DIMENSIONS	
	A	B
5 TO 250A	0.25	1.50
300 TO 1200A	0.38	2.00

RECOMMENDED MINIMUM SPACINGS

A = Unit to Unit = 0.75" minimum.

B = HV to Ground in Air = 3.00" minimum.

Recommended spacing are for guidance only. User needs to set appropriate values to assure performance for high potential test, impulse test, high humidity, partial discharge, high altitude, and other considerations like configuration.



USA, Canada, Asia, Latin America

Tel: +1-800-547-8629

Fax: +1-905-201-2455

e-mail: sales.multilin@ge.com

Europe, Middle East, Africa

Tel: +34-94-485-88-00

Fax: +34-94-485-88-45

e-mail: gemultilin.euro@ge.com