



**Ideal for thin LED lighting-module applications, Molex's Lite-Trap™ SMT wire-to-board connectors offer a low profile, easy wire removal, and low wire insertion and high wire retention forces.**


## Lite-Trap™ SMT Wire-to-Board Connector System, Push-Button Type

The termination method of Molex's Lite-Trap connector system is similar to Molex's Wire Trap connectors, and also to certain competitive "Poke-In" style versions. A stripped wire is inserted into the connector and pushes open a gate-style terminal that "traps" the wire. To unmate, a button-style lever on the housing top is pushed down to allow the wire to be disengaged.


With a profile height of just 4.20mm, Molex's Lite-Trap connectors offer the lowest profile available of similar wire-removable types. Other lower-profile versions are available in the market, but these are permanent one-time connection types that do not allow wire removal.

Molex's wire-removable Lite-Trap connector offers lower wire insertion force than similar types. It also offers a user-friendly latch that is easy for operators to engage and disengage, even without the use of a tool. These features combine to offer easy field assembly and removal if needed for trained or untrained operators.

Other features of the Lite-Trap connector include a housing design that accepts more insulation-length range than competitive designs. This provides more stable wire seating for electrical contact assurance. The dual-contact wire-trap clamp design provides further mating assurance.



One-Circuit Type



Two-Circuit Type

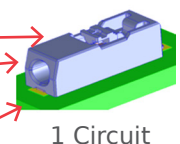

### Features and Benefits

Low profile (4.20mm)	Meets needs of thin LED modules and other compact applications
User-friendly push-button latch	Ensures easy wire extraction
Dual-contact gate-style terminal design	Enables secure electrical contact and high wire-retention force
Long wire insulation design	Provides stable wire placement for additional contact assurance
Compact industry-standard PCB pattern layout	Saves space and is drop-in compatible with certain competitive products
Wire stopper feature	Facilitates correct wire insertion depth placement

### Markets and Applications

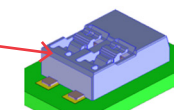

- > Lighting
  - Down Light
  - Strip Light
- > Factory Automation Equipment
- > Consumer Electronics
- > Any application requiring an easy-to-use wire insertion/extraction method

#### > LED Down Lighting



1 Circuit

#### > LED Strip Lighting



2 Circuit

### Specifications

#### REFERENCE INFORMATION

Packaging: Embossed tape  
 Designed in: mm  
 AWG: 18-24 (Solid wire)  
 RoHS Compliant: Yes  
 Halogen Free: Yes

#### PHYSICAL

Connector: LCP, UL 94V-0, White  
 Terminal: Phosphor Bronze  
 Plating: Tin

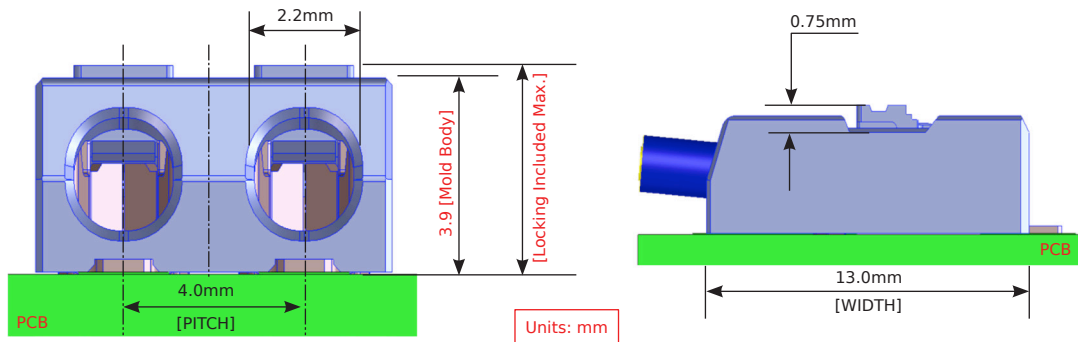
#### ELECTRICAL

Current: 9.0A max.  
 Voltage: 300V max.  
 Contact Resistance:  
 10 milliohms max.  
 Insulation Resistance:  
 1,000 Megohms min.  
 Dielectric Withstanding Voltage:  
 1,600 VAC for 1 minute

#### MECHANICAL

Wire Insertion Force:  
 15.0N (initial) max.  
 Wire Extraction Force:  
 AWG 24: 28.0N min.  
 AWG 18-22: 50.0N min.

### Dimensional Overview



[Front View]

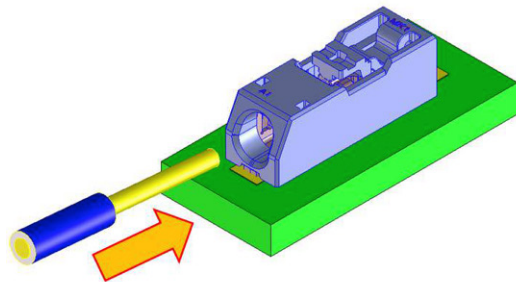
[Side View]

Molex's Lite-Trap™ connectors offer an overall compact size, with the lowest profile available in the industry for wire-removable styles.

### Additional Product Features

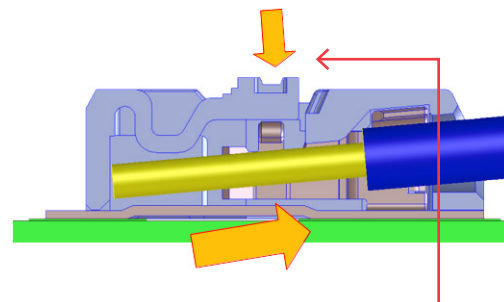
#### How the Lite-Trap™ Connector Works

##### Wire Insertion



Wire is directly inserted and pushes open low-insertion force gate-style terminal, which "traps" wire in place

##### Wire Extraction



Button-style lever is pushed down, gate-style terminal opens, and wire can be freely pulled out.

### Ordering Information

#### Connectors - Right Angle

Order No.	Circuit Size
<a href="#">104188-0110</a>	1
<a href="#">104188-0210</a>	2