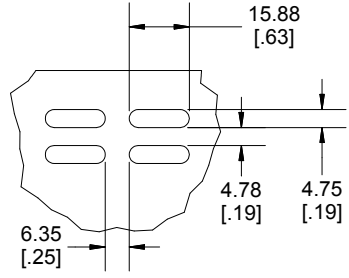
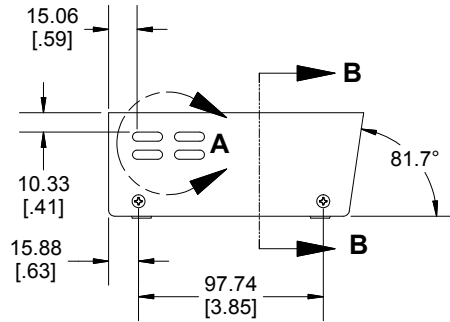


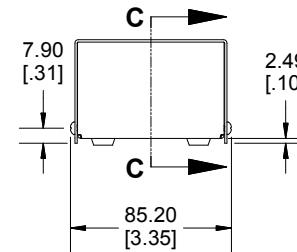
**DETAIL A
SCALE 1 / 2
SIDE VENTS**



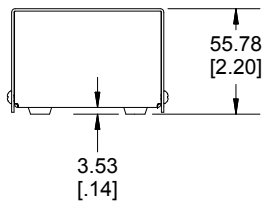
SDIE VIEW OF ENCLOSURE



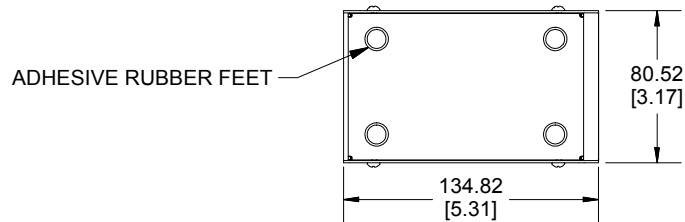
FRONT VIEW OF ENCLOSURE



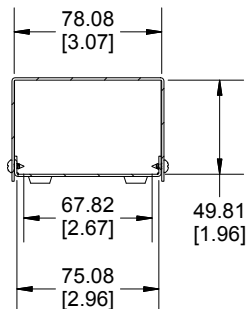
BACK VIEW OF ENCLOSURE



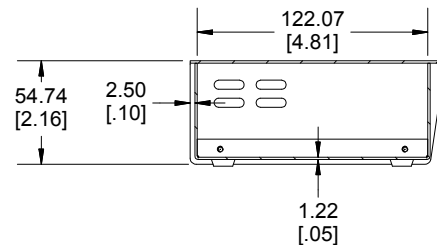
BOTTOM VIEW OF ENCLOSURE



**SECTION B-B
END VIEW**



**SECTION C-C
SIDE VIEW**



Enclosures can be Factory Modified (Milling, Drilling, Printing etc.)
Contact Factory mjm@hammondmfg.com for quotes
Solid models of this enclosure available in STEP or IGES.

NOTE

Case Includes Adhesive Rubber Feet and Required Hardware.
Enclosure Case is Made of 0.05" Steel.

PART NUMBERS

512-900 Enclosure

Smooth Light Grey Top Case
Dark Satin Grey Base Case

512-900

ACCESSORIES

Plated Cover Screws (Pkg 50)
[#6 x 1/4 Self Tapping]

SC19482-50

Grey Self-Adhesive Rubber Feet (Pkg 4)

1421T2GY

Dimensions:
mm
[inches]

**HAMMOND
MANUFACTURING™**

512-0900

www.hammondmfg.com