

Quick Reference Guide

RJ point five Connector System

TE's next-generation Ethernet link, the RJ point five connector, offers higher density cabling solutions for Original Equipment Manufacturers (OEMs) who desire a competitive total cost of ownership per port--while maintaining the granularity of a single connector per channel. The port spacing is on a 7mm centerline, occupying half the space of a traditional RJ45 Ethernet link. In addition to the high-density receptacle, TE offers the mating cable assembly along with cable management solutions for single-box and rack configurations. The receptacle and cable assembly were redesigned to eliminate the undesirable RJ45 split-pair configuration, which leads to heightened electrical performance. Additionally, the latching feature incorporates an easy-to-use lanyard that facilitates up to 96 ports on a single line card. Due to the density on the receptacle face, the light from the LEDs is transferred out through the cable boot, bringing the port indicator light closer to the end user.

FEATURES AND BENEFITS

- Approximately double the density offered over the standard RJ45 Ethernet link
- Receptacle is a modular design to allow for easy and rapid deployment of product extensions
- Lower total cost of ownership per port
- Offers field installations on cable assemblies, providing an option vs. factory terminated solutions
- Doubles density of gigabit ports in the same real estate; increases network capacity 100%
- Cable assemblies capable of field termination
- Cable management features available from for higher density configurations
- Product supports Gigabit speeds of Cat5e U/UTP and Cat5e F/UTP stranded (tinned) cable and supports PoE+, VOIP and 10Gig over Cat6a

Product Applications

- High density Ethernet switching/routing products
- Data center switching applications:
 - Top-of-rack
 - End-of-row
 - Mid-row
- Server I/O applications
- Wiring closet switching products

Mechanical

- Port center-on-center spacing at 7mm for Cat5e cabling
- Overall height is 25.25mm
- High-density cabling consists of ergonomically-friendly lanyard for easy extraction
- Port indicator LEDs conveniently located on the cable boot to facilitate easy viewing


Electrical/Optical

Product meets category 5e performance for 10/100/1000BASE-T applications

- Insertion loss 0.4 dB maximum at 100 MHz
- Return loss 20 dB minimum at 100 MHz
- NEXT loss 43 dB minimum at 100 MHz
- FEXT loss 35.1 dB minimum at 100 MHz

RJ point five Connector Comparison to RJ45*


*Drawing not shown to scale



| RJ point five Board Mount Receptacles and Plug Kit | | | | |
|--|-------------------|------------------|-----------|-------------------|
| Part Number | Description | Grounding Finger | LEDs | Product Available |
| 2057133-1 | 2x8 Receptacle | No | Yes (R/G) | Yes |
| 2057133-2 | 2x8 Receptacle | No | Yes (Y/G) | Yes |
| 2057134-1 | 2x12 Receptacle | No | Yes (R/G) | Yes |
| 2057134-2 | 2x12 Receptacle | No | Yes (Y/G) | Yes |
| 2057131-1 | 2x1 Receptacle | Yes | Yes (R/G) | Yes |
| 2057131-2 | 2x1 Receptacle | Yes | Yes (R/G) | Yes |
| 2170129-1 | 1x2 Receptacle | Yes | * | Yes |
| 2170185-1 | Plug Kit shielded | Yes | — | Yes |

* has lightpipes for board mounted LEDs

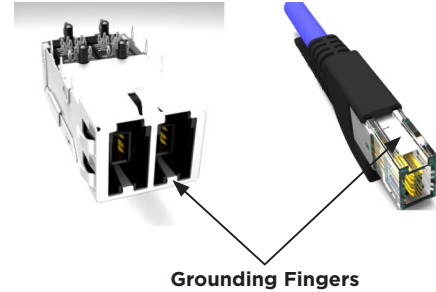
RJ point five Connector Demo Rack



RJ point five Connector System

Demo Rack Illustrates:

- 96 Port RJ point five cards
- 48 Port RJ45 patch panels
- AMPTRAC intelligent infrastructure management system
- AMP NETCONNECT Hi-D cable management
- RJ point five connector to RJ45 jumper cables
- Cable assembly showing LEDs through cable plug



Grounding Fingers

RJ point five to RJ point five Cable Assembly

| Cat5e U/UTP AWG 24 | Cat5e F/UTP AWG 26 LszH | Cable Length |
|-----------------------|--------------------------------------|--------------|
| Part Number | Part Number with Grounding Finger | |
| 2100356-1 | 2142758-1 | 0.5 meters |
| 2100356-2 | 2142758-2 | 1.0 meters |
| 2100356-3 | 2142758-3 | 1.5 meters |
| 2100356-4 | 2142758-4 | 2.0 meters |
| 2100356-5 | 2142758-5 | 2.5 meters |
| 2100356-6 | 2142758-6 | 3.0 meters |
| 2100356-7 | 2142758-7 | 4.0 meters |
| 2100356-8 | 2142758-8 | 5.0 meters |
| 2100356-9 | 2142758-9 | 7.5 meters |
| 1-2100356-0 | 1-2142758-0 | 10.0 meters |
| 1-2100356-1 | 1-2142758-1 | 12.5 meters |
| 1-2100356-2 | 1-2142758-2 | 15.0 meters |

RJ point five to RJ45 Cable Assembly

| Cat5e U/UTP AWG 24 | Cat5e F/UTP AWG 26 LszH | Cable Length |
|-----------------------|--------------------------------------|--------------|
| Part Number | Part Number with Grounding Finger | |
| 2100357-1 | 2142759-1 | 0.5 meters |
| 2100357-2 | 2142759-2 | 1.0 meters |
| 2100357-3 | 2142759-3 | 1.5 meters |
| 2100357-4 | 2142759-4 | 2.0 meters |
| 2100357-5 | 2142759-5 | 2.5 meters |
| 2100357-6 | 2142759-6 | 3.0 meters |
| 2100357-7 | 2142759-7 | 4.0 meters |
| 2100357-8 | 2142759-8 | 5.0 meters |
| 2100357-9 | 2142759-9 | 7.5 meters |
| 1-2100357-0 | 1-2142759-0 | 10.0 meters |
| 1-2100357-1 | 1-2142759-1 | 12.5 meters |
| 1-2100357-2 | 1-2142759-2 | 15.0 meters |

Cat5e U/UTP



Cat5e F/UTP



RJ point five Connector Documentation

| Part Number | Description |
|-------------|--|
| 108-2341 | RJ point five Product Specifications (Design Objectives) |
| 114-13228 | RJ point five Receptacle Application Sheet |
| 114-13235 | RJ point five Plug Kit Application Sheet |
| 408-10243 | Cable Assembly Termination Instruction Sheet |

Frequently asked questions

What data rate does RJ *point five* product support?

RJ *point five* product currently supports 10/100/1000BASE-T applications or GbE RJ45 product applications.

What are the PCB termination options?

Receptacles are offered as press fit PCB termination style.

Is application tooling required?

Board mount receptacle connector will be press fit (see application notes for press fit tooling), Plug requires only a hand-tool part number 2031734-1.

What cable lengths are required?

Cable length and wire gauge are related to the performance characteristics of the cable assembly. Longer cable lengths require heavier wire gauge, while shorter cable lengths can utilize a smaller gauge cable. Smaller gauge cable assemblies provide many benefits to the data center operator, such as ease of routing, less weight and increased airflow.

What cable types does the RJ *point five* plug accept?

The cables which can be used with this product line are CAT5e U/UTP cable with center conductors of AWG 24 stranded tinned copper and Cat5e F/UTP, SF/UTP cable with center conductors of 26 AWG stranded tinned copper, a primary insulation diameter of 0.89—0.99 mm, and a maximum cable jacket O.D. of 5.80 mm.

FOR MORE INFORMATION

TE Technical Support Center

| | |
|-------------------|-----------------------|
| USA: | +1 (800) 522-6752 |
| Canada: | +1 (905) 475-6222 |
| Mexico | +52 (0) 55-1106-0800 |
| Latin/S. America: | +54 (0) 11-4733-2200 |
| Germany: | +49 (0) 6251-133-1999 |
| UK: | +44 (0) 800-267666 |
| France: | +33 (0) 1-3420-8686 |
| Netherlands: | +31 (0) 73-6246-999 |
| China: | +86 (0) 400-820-6015 |

Part numbers in this brochure are RoHS Compliant*, unless marked otherwise.

*as defined www.te.com/leadfree

te.com

© 2012 Tyco Electronics Corporation, a TE Connectivity Ltd. company. All Rights Reserved.

3-1773454-0 DTC LUG PDF 06/2013

AMP NETCONNECT, AMPTRAC, RJ *point five*, TE Connectivity and the TE connectivity (logo) are trademarks.

Other logos, product and company names mentioned herein may be trademarks of their respective owners.

While TE has made every reasonable effort to ensure the accuracy of the information in this brochure, TE does not guarantee that it is error-free, nor does TE make any other representation, warranty or guarantee that the information is accurate, correct, reliable or current. TE reserves the right to make any adjustments to the information contained herein at any time without notice. TE expressly disclaims all implied warranties regarding the information contained herein, including, but not limited to, any implied warranties of merchantability or fitness for a particular purpose. The dimensions in this brochure are for reference purposes only and are subject to change without notice. Specifications are subject to change without notice. Consult TE for the latest dimensions and design specifications.

