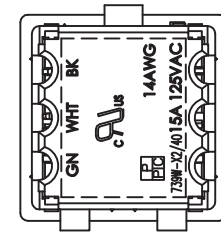
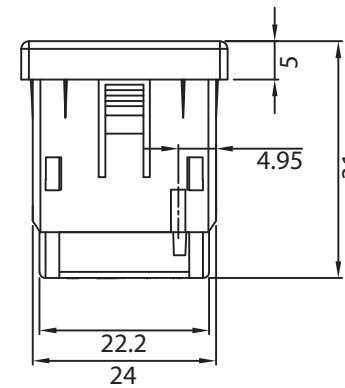
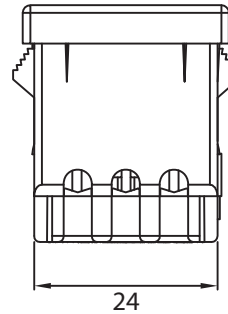
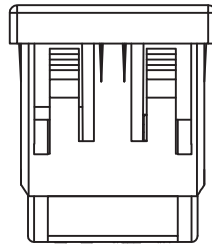
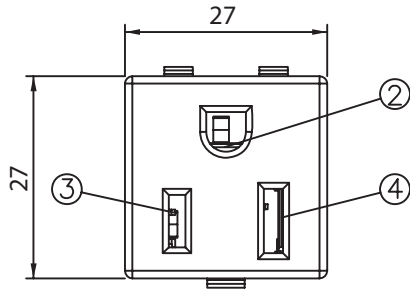
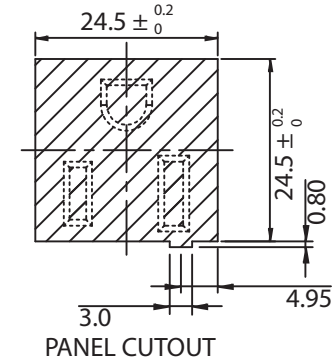
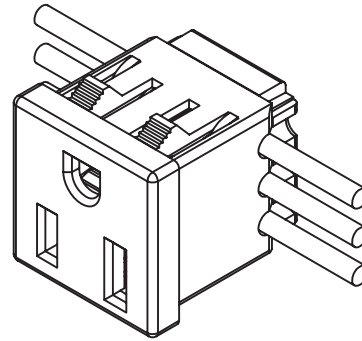
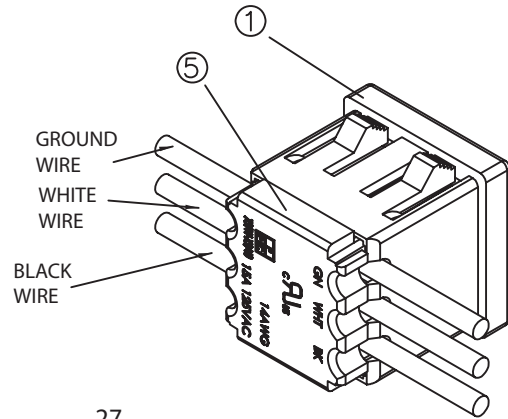


THESE DRAWINGS ARE THE PROPERTY OF QUALTEK ELECTRONICS AND NOT TO BE REPRODUCED FOR OR COMMUNICATED TO A THIRD PARTY WITHOUT THE EXPRESS WRITTEN PERMISSION OF AN OFFICER OF QUALTEK ELECTRONICS.

REVISION			
REV.	DESCRIPTION	DATE	APPROVED
B	Updated Panel Cutout	11-09-11	LY
C	Changed Depth of Receptacle	02-20-14	LY



CONTROLLED

NOTES:

USE 14AWG SOLID COPPER WIRE ONLY
 RATING: 15A 125V AC
 APPROVALS: UL,cUL
 PANEL THICKNESS: 0.8~1.8mm
 RoHS COMPLIANT

5	Cover Insulator NYLON	1
4	Contact PIN Brass Strip t=0.7mm Ni-Plated	1
3	Contact PIN Brass Strip t=0.7mm	1
2	Contact PIN Brass Strip t=0.7mm	1
1	Body Insulator NYLON	1

Dim range (mm)	Tolerance +/- (mm)	Qualtek Electronics Corp. PPC DIVISION		
		Part Number:	739W-X2/40	RoHS Compliant
0-1	0.30	Description: AC RECEPTACLE		
1-6	0.35			
6-18	0.40		UNIT: mm	REV. C
18-50	0.50			
50-120	0.70	Drawn / Date	Checked / Date	Approved / Date
120-250	0.90	R.Nuti 10-02-07	10-02-07	JJH / 10-02-07
250-500	1.20			