

# LAN Modular Jack Connectors XM9B



## Compact LAN Modular Jack Connectors

- Category 5e transmission performance met for 1, 2-3, 6 pairs. (Verified with connection to Omron XS5W-T421.)
- Models available with and without indicators to match application needs.
- For models with indicators, no space is required on the side of the case to install a separate indicator, which saves space.
- Structure provides EMI countermeasures.
- Lead-free.



**NEW**

## Ordering Information

Appearance			Minimum Ordering Quantity (pieces)
Model	<b>XM9B-18844-10</b>	<b>XM9B-18844-11</b>	60

## Model Number Legend

**XM9B-1 8 8 4 4-1 □**  
(1)(2)(3)(4)(5)(6)(7)

- |  |  |   |
|--|--|---|
| <p><b>1. Number of Plungers</b><br/>1: 1 plunger</p> <p><b>2. Number of Poles</b><br/>8: 8 contacts</p> <p><b>3. Number of Mounted Contacts</b><br/>8: 8 installed</p> | <p><b>4. Contact Plating Specification</b><br/>4: Gold Flash Plating</p> <p><b>5. Terminal Shape</b><br/>4: Side entry (Right-angle Terminals)</p> <p><b>3. Shielding Plate Specification</b><br/>1: With shield plate</p> | <p><b>7. Indicator</b><br/>0: Without Indicator<br/>1: With Indicator</p> |
|--|--|---|

## ■ Ratings and Characteristics

Rated current	1.5 A
Rated voltage	250 VAC
Contact resistance	20 mΩ max.
Insulation resistance	500 MΩ min.
Withstand voltage	500 VAC for 1 min. (Leakage current: 0.5 mA max.)
Insertion durability	750 times
Ambient operating temperature	- 45 to 80°C (with no icing)

Note: Refer to the product specification for details

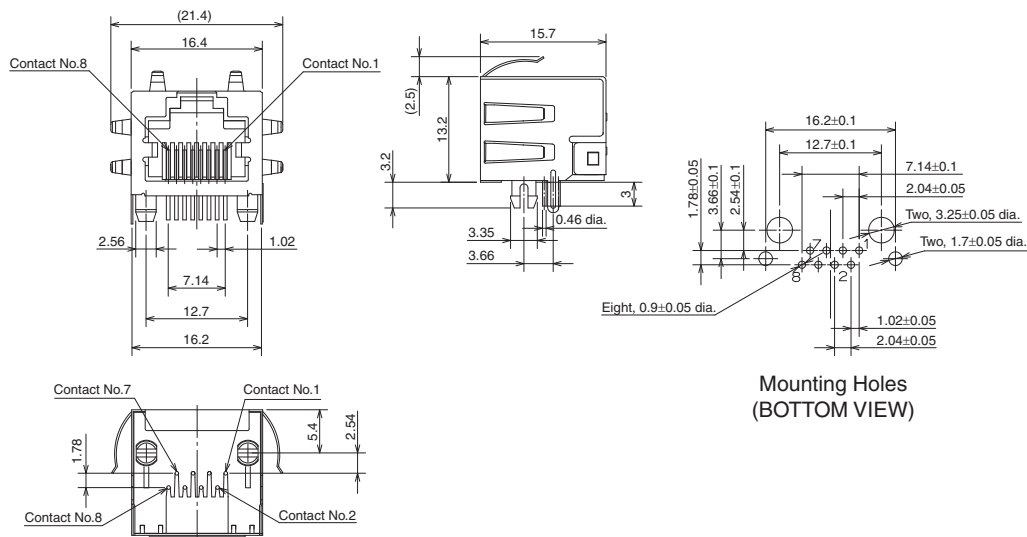
## ■ Materials and Finish

Housing	Fiber-glass reinforced PBT resin (UL94V-0)/black	
Contacts	Mating end	Phosphor bronze/nickel base, flash gold plated.
	Terminals	
Shell	Brass/nickel plated	

Note: Refer to the product specification for details

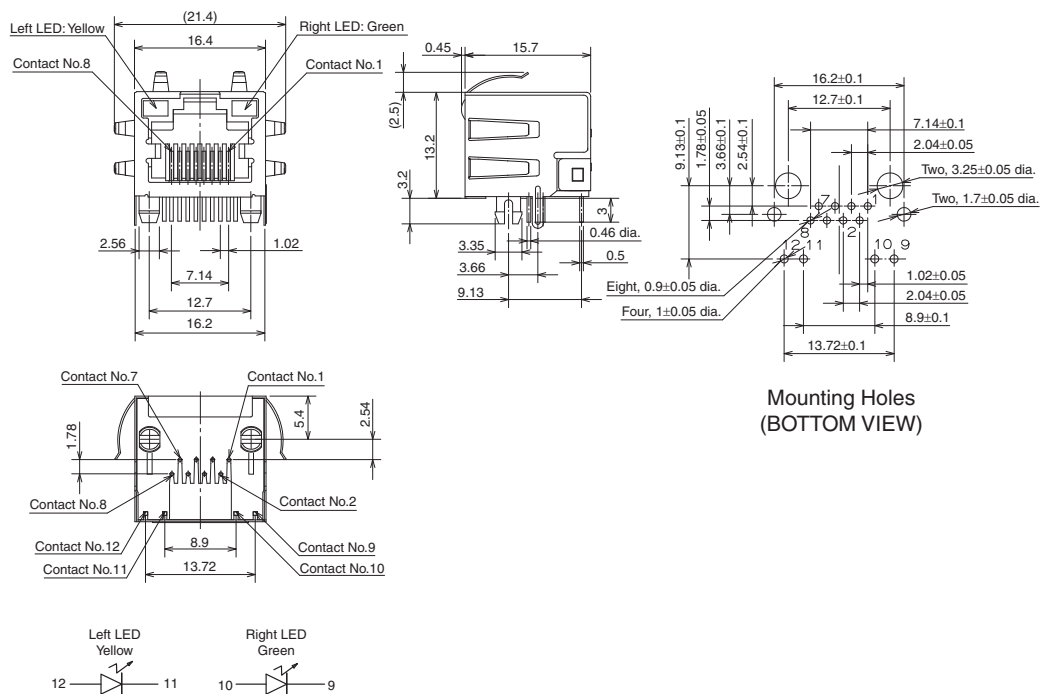
# Dimensions

## XM9B-18844-10



Mounting Holes (BOTTOM VIEW)

## XM9B-18844-11



Mounting Holes (BOTTOM VIEW)

# Precautions

---

## ■ Correct Use

### General Environmental Conditions

Do not use the product in any atmosphere or environment that exceeds the ratings.

### Automatic Soldering

Automated Soldering Conditions (Jet Flow);

- Soldering temperature:  $250 \pm 5^{\circ}\text{C}$
- Continuous soldering time:  $5 \pm 1$  second max.

Mask the mating portion with tape before you perform automatic soldering to prevent flux or solder from entering the mating portion of the connector. Select and use a suitable masking tape.

### Storage

Do not store the connectors in locations subject to dust or high humidity. Do not store the connectors in locations close to sources of gasses such as ammonia gas or sulfide gas.

### Terminal Shapes

The terminals will deform if they are subjected to an excessive load, which will in turn reduce solderability when mounting. Do not drop the connectors or handle them carelessly. Do not connect anything when the connectors are not mounted to a board. Doing so may deform the terminals.

### Application Precautions

Confirm that there is no excessive misalignment or inclination in the mating contact portion between the plug and socket before mating the connector. Make sure that the connector is mated all the way to the back. If the connector is not mated all the way to the back, contact reliability may be lost.

Do not apply an extreme load during connector insertion or removal. The connector may be damaged, and contact failure may result. Twist the plug and socket as little as possible when mating the connector. Not doing so may deform the terminals or housing or crack the housing.

Do not insert a foreign object, such as tweezers, into the connector mating contact portion. Doing so may cause the plating to peel off or deform the terminals.

All sales are subject to Omron Electronic Components LLC standard terms and conditions of sale, which can be found at [http://www.components.omron.com/components/web/webfiles.nsf/sales\\_terms.html](http://www.components.omron.com/components/web/webfiles.nsf/sales_terms.html)

**ALL DIMENSIONS SHOWN ARE IN MILLIMETERS.**  
To convert millimeters into inches, multiply by 0.03937. To convert grams into ounces, multiply by 0.03527.

---

**OMRON**<sup>®</sup>

**OMRON ELECTRONIC  
COMPONENTS LLC**

55 E. Commerce Drive, Suite B  
Schaumburg, IL 60173

**847-882-2288**

**OMRON ON-LINE**

Global - <http://www.omron.com>

USA - <http://www.components.omron.com>

Cat. No. G085-E-01

11/13

Specifications subject to change without notice

Printed in USA