




Mega-Fit Power Connectors deliver cutting-edge current density at 23.0A per circuit; terminals provide six independent contact points for long-term reliability in virtually every industry and application

Feature and Benefits

Power-dense design with high-current terminals, tight pitch and row spacing	Provides one of the highest current-density options compared to existing mid-range power connectors
Terminal interface with six independent points of contact (split-box terminal design)	Offers redundant, secondary current paths for long-term performance and reliability
Extended barrel conductor crimp	Provides extremely strong terminal-to-wire retention for long-term reliability
Sacrificial contacts	Allows system to be "hot plugged" at 48V/23.0A up to 30 cycles
Fully isolated header pins and receptacle terminals	Protects against potential damage during handling and mating
Positive locking housing	Ensures secure retention when receptacle and header are mated. Delivers an audible click to provide feedback that connector is fully mated

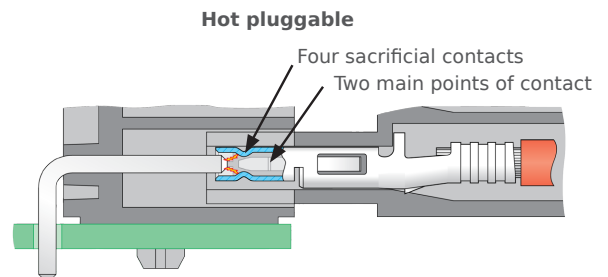
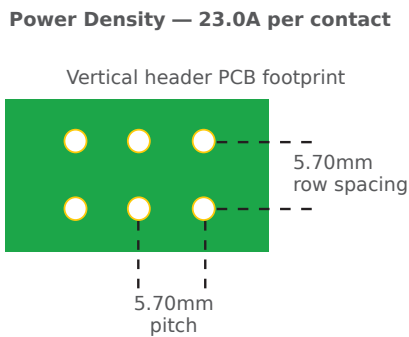
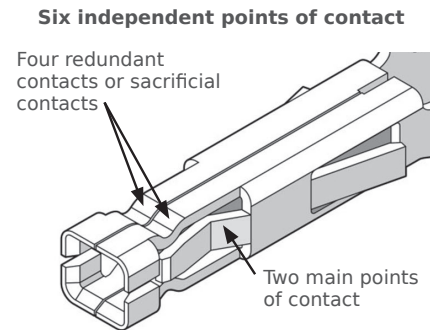
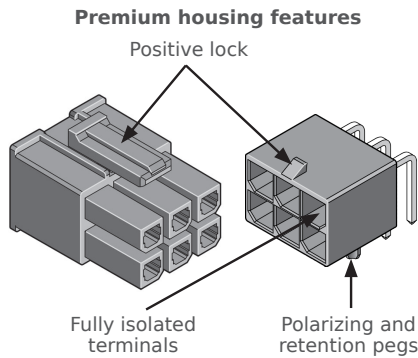
Mega-Fit Power Connectors 5.70mm Pitch

- 172063** Crimp Terminals, Gold
- 171692** Receptacle, 94 V-0
- 170001** Receptacle, Glow-Wire
- 172064** Right-Angle Headers, Gold
- 172065** Vertical Headers, Gold



Mega-Fit Power Connector Family
 A. Vertical Header, Gold
 B. Right-Angle Header, Gold
 C. Receptacle
 D. Female Crimp Terminal, Gold

Product Features



The female terminal has four sacrificial contacts to attract arcing and protect the two main points of contact when unmating the connector while the system is under full power

Current interrupt rating at UL for 48V at 23.0A

Reference Information

UL File No.: E29179
 CSA File No.: LR19980
 IEC: 1400024
 RoHS: Yes
 Halogen Free: Headers only
 Glow Wire Compliant:
 Yes, some options

Electrical

Voltage (max.): 600V
 Current (max.): 23.0A
 Contact Resistance (max. change):
 6 milliohms
 Current Interrupt Rating:
 48V AC/DC, 23.0A max. up to
 30 mate and un-mate cycles

Mechanical

Contact Retention to Housing: 30N
 Mating Force (max.):
 5.6N per circuit, Gold (Au)
 Unmating Force (max.):
 5.6N per circuit, Gold (Au)
 Durability (max.):
 200 mating cycles, Gold (Au)
 Wire Pull-Out Force (min.):
 12 AWG / 4.00mm²: 220N

Physical

Header:
 UL 94 V-0, glow-wire
 Contact:
 High-conductivity copper
 Plating:
 Contact Area —
 Gold (Au) 30u" and 15u" options
 Solder Tail Area — Tin (Sn)
 Underplating — Nickel (Ni)
 PCB Thickness:
 1.60 and 2.40mm (.062 and .093")
 Operating Temperature (max.):
 -40 to +120°C

Applications

- Consumer / Home Appliance
 - Washers and dryers
 - Heaters and air conditioners
- Networking and Telecommunication
 - Hubs and servers
 - Power supplies and distribution
- Industrial
 - Machinery and heavy equipment
 - Lighting and automation
- Commercial Vehicle
 - Unsealed electronic control modules
 - Power converters

Documentation

Product Specification	PS-76823-100
Application Specification	AS-76823-100
Application Tooling Specification	ATS-63902-3400 ATS-63902-3300
Test Summary	TS-76823-100

Ordering Information

Receptacles

Series No.	Circuit Identification	Packaging	Flammability Rating
171692	Yes	Bag	UL 94 V-0
170001			Glow-Wire

Headers

Series No.	Orientation	Packaging	Flammability Rating
172064	Right-Angle	Tray	UL 94 V-0 Glow-Wire
172065	Vertical		

Terminals

Series No.	Base Material	Plating	Wire Size (AWG Metric)	Packaging
172063	Copper Alloy	Gold	12, 14 or 16 1.50, 2.50 or 4.00mm ²	Reel

Application Tooling

Terminal	Wire Size	FineAdjust™ Applicator	Hand Crimp Tool	Terminal Extraction Tool
172063-0312	12 AWG 2.50 to 4.0mm ²	63902-3400	63825-7100 AWG only	63824-0800
172063-1312				
172063-0311	14 to 16 AWG 1.5mm ²	63902-3300		
172063-1311				