





(0,635 mm) .025"

LSS-120-03-F-DV-A



LSS-140-01-L-DV-A



LSS-130-02-L-DV-A-K

LSS SERIES

HIGH SPEED HERMAPHRODITIC STRIP

SPECIFICATIONS

For complete specifications and recommended PCB layouts see www.samtec.com?LSS

Insulator Material:
Black Liquid Crystal Polymer
Contact Material:
Phosphor Bronze
Plating:
Au or Sn over 50µ" (1,27 µm) Ni
Current Rating:
1.7 A per pin
(6 adjacent pins powered)
Operating Temp Range:
-55°C to +125°C
RoHS Compliant:
Yes

Processing:

Lead-Free Solderable:
Yes
SMT Lead Coplanarity:
(0,10 mm) .004" max
Board Stacking:
For applications requiring more than two connectors per board, contact ipg@samtec.com

RECOGNITIONS

For complete scope of recognitions see www.samtec.com/quality



Mates with:
LSS



- High retention contacts
- Audible click when mated
- Shrouded

High Speed/High Density

Low cost Blade & Beam contact

Audible click when properly mated

Self-mating system can reduce inventory costs

Slim row-to-row design

Mated height variety/flexibility

LSS/LSS 6 mm Stack Height	Rated @ 3dB Insertion Loss*
Single-Ended Signaling	10 GHz / 20 Gbps
Differential Pair Signaling	9 GHz / 18 Gbps

*Performance data includes effects of a non-optimized PCB.
Performance data for other stack heights and complete test data available at www.samtec.com?LSS or contact sig@samtec.com

(0,635 mm) .025" pitch

LSS - **1** NO. PINS PER ROW - **LEAD STYLE** - **PLATING OPTION** - **DV** - **A** - **OPTION**

10, 20, 30, 40, 50

Specify LEAD STYLE from chart

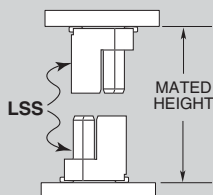
-F
= Gold flash on contact, Matte Tin on tail

-L
= 10µ" (0,25 µm) Gold on contact, Matte Tin on tail

-K
= (3,50 mm) .138" DIA Polyimide film Pick & Place Pad

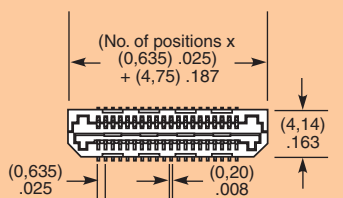
-TR
= Tape & Reel

APPLICATION

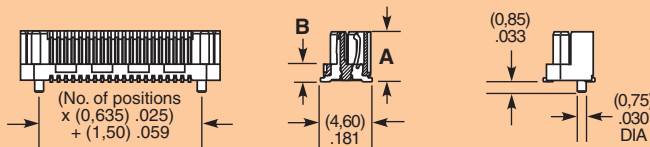


LEAD STYLE	MATED HEIGHT*
-01 & -01	(6,00) .236
-01 & -03	(7,00) .276
-03 & -03	(8,00) .315
-01 & -02	(9,00) .354
-02 & -03	(10,00) .394
-02 & -02	(12,00) .472

*Processing conditions will affect mated height.



LEAD STYLE	A	B
-01	(4,50) .177	(1,60) .063
-02	(7,49) .295	(4,59) .181
-03	(5,49) .216	(2,59) .102



ALSO AVAILABLE
(MOQ Required)

- Locking Clip on -02 or -03 lead style
- Other Gold plating options
- Other pin counts

Contact Samtec.

Note: Some lengths, styles and options are non-standard, non-returnable.

Due to technical progress, all designs, specifications and components are subject to change without notice.

WWW.SAMTEC.COM