

Hubbell Floor Boxes

Featuring Hubbell SystemOne Floor Boxes

HUBBELL



Nobody delivers like Hubbell Commercial Solutions




Hubbell Floor Boxes

Featuring the unique capabilities of Hubbell's SystemOne universal cover and sub-plate design, Hubbell has expanded its floor box offering to provide industry leading flexibility while accommodating an extensive range of applications. Hubbell SystemOne is constructed to give customers the ability to create personal solutions for their most demanding, power, data and audio/video requirements. In addition, Hubbell continues to offer a complete variety of traditional flush and recessed floor box options.

Whatever your requirement, Hubbell has a solution. Combined with Hubbell SystemOne fire-rated poke-through products that offer the same unique advantages, Hubbell's entire delivery system package is second to none in providing a consistent aesthetic and functional solution for your power, data and audio/video needs.



Hubbell SystemOne Floor Box applications...



Multi-Service Applications

This Hubbell SystemOne sub-plate incorporates 2 standard Style Line® rectangular openings. These can be used for a variety of power and/or data applications. It will accommodate 15 or 20 amp, standard, isolated ground, GFCI or surge protected receptacles. Using communication frames it can provide up to a 6-port multi-service or a 12-port all communication solution.



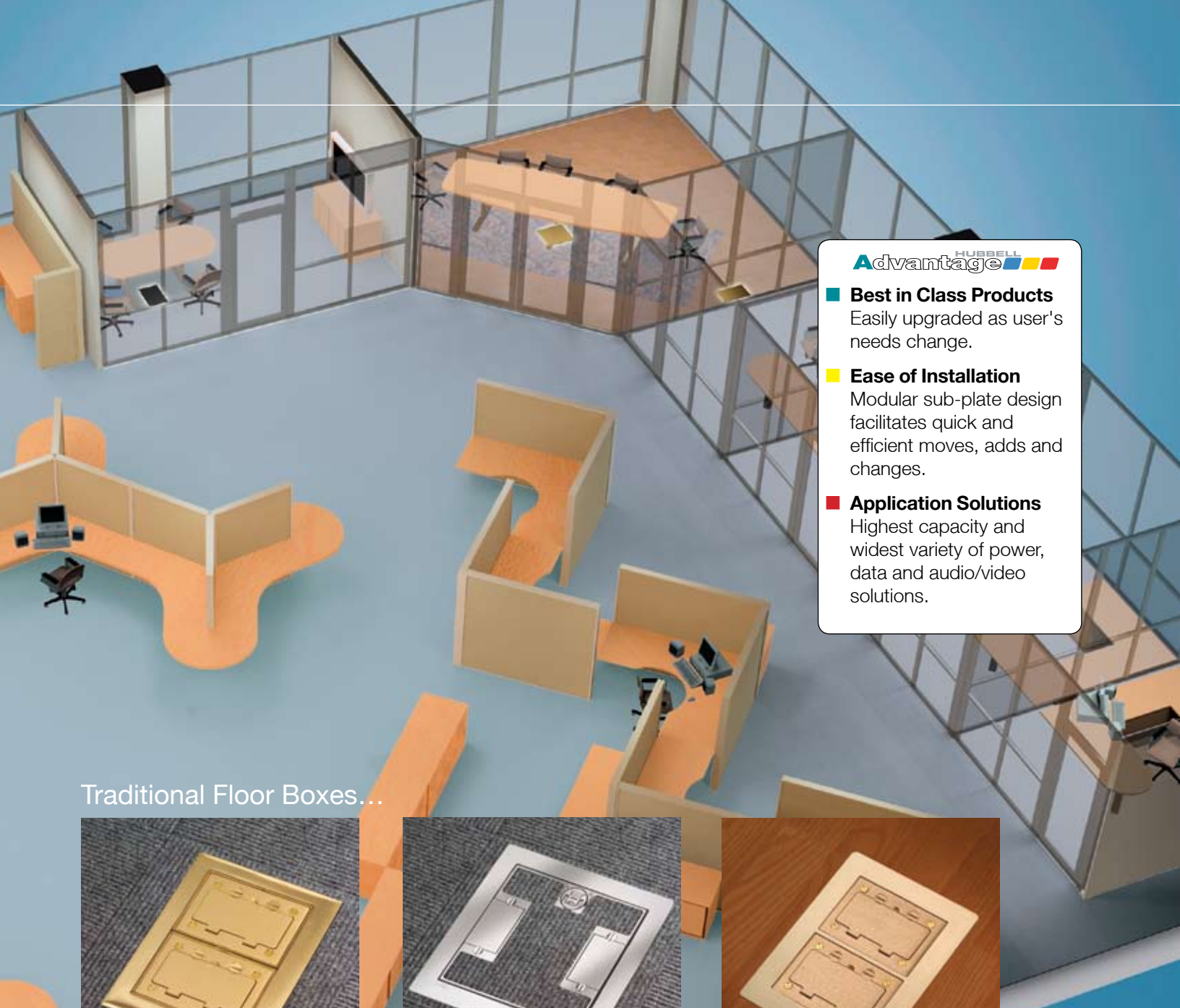
Multimedia Applications

Other Hubbell SystemOne sub-plates are designed to meet the growing needs of the audio and video markets. Some sub-plates provide power outlets with Hubbell's audio/video products including 15-Pin SVGA, RCA, S-Video, 3.5mm stereo, and XLR microphone jacks. Another sub-plate can accommodate Extron® Electronics's MAAP and AAP series audio/video modules.



4X4 Applications


Provides maximum power capacity for flush, multi-service applications. This sub-plate features a pre-wired four outlet 20A, 125V receptacle and four openings for snap-in flush mount Hubbell modular jacks and audio/video snap-in connectors.



Advantage HUBBELL

- **Best in Class Products**
Easily upgraded as user's needs change.
- **Ease of Installation**
Modular sub-plate design facilitates quick and efficient moves, adds and changes.
- **Application Solutions**
Highest capacity and widest variety of power, data and audio/video solutions.


Traditional Floor Boxes...



Flush Applications
Hubbell offers a wide variety of traditional solutions including single and multi-gang cast iron, stamped steel and non-metallic floor boxes in both round and rectangular designs. These boxes can be finished with either brushed brass or aluminum covers and flanges to match any office décor. All Hubbell floor box assemblies exceed UL 514A scrub water exclusion requirements.



Recessed Applications
For applications where recessed connections are desired, Hubbell has a complete line of recessed stamped steel and cast iron floor boxes, from two to eight gangs. A variety of modular face plates are available to meet a wide array of power, data, voice and audio/video requirements. Carpet and tile cover/flange assemblies are offered in painted brass, aluminum, black, gray, brown and ivory colors.



Wooden Floor Applications
Hubbell offers round, single service and rectangular, multi-service floor boxes for wooden floor applications. The rectangular boxes are available in one, two and three-gang options and feature removable barriers for maximum capacity while maintaining separation of power and low voltage. A variety of covers and flanges are available in brushed aluminum or brass to meet aesthetic requirements.

Hubbell SystemOne Non-Metallic Floor Box



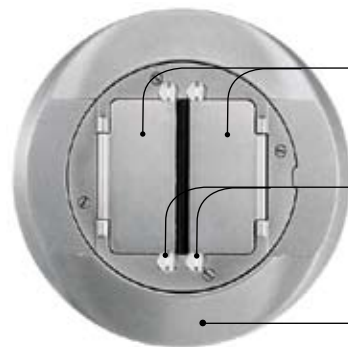
Saves time and money on installation with a simple saw cut after pour adjustment.

Oversized 1 1/2" data conduit hub provides for increased cable capacity and helps maintain proper bend radius suitable for Category 6/6a, 5e, coax and fiber cables.

Parallel conduit hubs reduce labor and material costs and facilitate easier wire pulling in dual-service applications.

- Provides an economical, easy to install in-floor delivery system for large, open plan spaces.
- Accepts all Hubbell SystemOne universal covers and sub-plates for both single and dual service applications.
- Convenient cubic inch capacity markings on inside allow for easy inspection.
- Corresponding graduated cubic inch markings on dividers.
- High-strength rigid PVC construction that is non-corrosive.
- Supplied with concrete cap, conduit reducers, and conduit hub plugs.

Hubbell SystemOne Universal Cover



Hinged doors open 180 degrees flush to the carpet flange or tile.

Screws allow each door to be secured independently.

Universal carpet or tile flange can be used for Hubbell SystemOne Fire-Rated Poke-Through or PVC Floor Box.

- Cast aluminum construction available in durable black, gray, brass, aluminum and ivory powder coat finishes.
- Features ScrubShield™ technology that exceeds UL514A and UL514C scrub water exclusion requirements.
- Provides consistent look and maximum functionality throughout the installed life.



Hubbell SystemOne Sub-Plates

While no one can predict the future, Hubbell's modular sub-plate design allows users to economically upgrade Hubbell SystemOne Floor Boxes to accommodate future moves, adds and changes.





- Hubbell 4X4: four 20A, 125V receptacles, four openings for voice/data jacks and multimedia connectors.
- Hubbell INFINESTATION™ front loading modular connectivity.
- Accommodates Extron® Electronic's Architectural Series audio/video system integration products.
- Ortronics®, Siemon™, Panduit®, SYSTIMAX® and keystone options enable maximum data flexibility.
- Large capacity and multi-service furniture feed applications.
- Accommodates GFCI, surge and standard Style Line® receptacles.
- Twist-Lock® receptacle with or without jack openings.














Hubbell SystemOne Non-Metallic Floor Box


	Round Multi-Service PVC Floor Box			
S1PFB	Features (2) 1 1/2" hubs for low voltage and (2) 1" hubs for power. Includes concrete cover and a variety of reducers and closure plugs that allow a full range of conduit sizes.		Min. Depth of Pour	Ranges from 3" to 5" depending on application. See sub-plates below for details.
			Capacity	100 cubic inches prior to cutting level to floor (19.5 cubic inches per inch of depth).
			Diameter (External)	5.75"
			Diameter (Internal)	5.00"
			Height	6.00"
			Hubs	(2) 1 1/2" and (2) 1" conduit hubs
			Conduit Selection	Accepts 3/4", 1", 1 1/4", 1 1/2" schedule 40 and schedule 80 rigid PVC conduit and E.N.T. (electrical non-metallic tubing).
S1DIV1	Side by Side Divider Required for use with catalog number S1SP (Style Line®/GFCI) sub-plate when used in multi-service applications. All other sub-plates include the appropriate dividers.			

Hubbell SystemOne Universal Covers

Universal, Cast Aluminum Carpet Flange & Cover Assembly			Universal, Cast Aluminum Tile Flange & Cover Assembly	
Catalog Number			Catalog Number	
S1FCBRS Brass			S1TFCBRS Brass	
S1FCAL Aluminum			S1TFCAL Aluminum	
S1FCBL Black			S1TFCBL Black	
S1FCGY Gray			S1TFCGY Gray	
S1FCFI Ivory			S1TFCFI Ivory	
	<ul style="list-style-type: none"> ■ Cast aluminum construction ■ Powder coat finish 			<ul style="list-style-type: none"> ■ Cast aluminum construction ■ Powder coat finish

Sub-Plates

Catalog Number		Catalog Number		Catalog Number	
S1SP Style Line/GFCI	(2) Style Line openings for power and/or datacom applications.		S1SP4X4 Hubbell 4 X 4	(4) 20A, 125V receptacles. (4) Keystone openings for Hubbell jacks or flush A/V connectors.	
		3			4
S1SP4IM Hubbell Datacom	1 unit flush INFIneSTATION™ opening. 3 unit recessed INFIneSTATION opening for data, voice, and A/V applications. (See back cover for details)		S1SP3IM Hubbell A/V + Power	(1) 20A, 125V receptacle. 3 unit recessed INFIneSTATION opening for data, voice, and A/V applications. (See back cover for details)	
		3.5			5
S1SPFFBRS Brass Furniture			S1SPFFAL Alum. Feed Cover/		
S1SPFFAL Alum. Feed Cover/			S1SPFFBL Black Flange		
S1SPFFBL Black Flange			S1SPFFGY Gray	(1) 3/4" & (1) 1 1/2" KOs for power and/or datacom applications. Universal Cover not required. Includes carpet flange.	3
S1SPFFGY Gray					
			S1SPEXT1 Extron® MAAP + Power	(1) 20A, 125V receptacle. Recessed opening for (3) single Extron MAAP Series adapter plates.	
		4	S1SPEXT2 Extron AAP + Power	(1) 20A, 125V receptacle. Recessed opening for (1) single Extron MAAP and (2) single AAP Series adapter plates.	
		4			4
S1SPEXT3 Extron Datacom	Recessed opening for (2) single Extron MAAP and (2) single AAP Series adapter plates.				4.5
			S1SPORT Ortronics Series II® + Power	(1) 20A, 125V receptacle. Recessed opening for (3) 1 unit Ortronics Series II modules.	
		5	S1SPTRAC Ortronics TracJack® + Power	(1) 20A, 125V receptacle. Recessed bezel for (6) Ortronics TracJack modules.	
		5			3.5
S1SPMAX Siemon MAX® + Power	(1) 20A, 125V receptacle. Recessed bezel for (6) Siemon MAX modules.				5
			S1SP4X4PA Panduit Mini-Com® 4 X 4	(4) 20A, 125V receptacles (4) Openings for Panduit Mini-Com Connectivity.	
		4	S1SP4X4SYS SYSTIMAX® 4 X 4	(4) 20A, 125V receptacles. (4) Openings for SYSTIMAX Connectivity.	
		4			4

 Signifies minimum depth of concrete pour in inches for Hubbell SystemOne S1PFB Floor Box.

Flush Round Single or Multi-Service Non-Metallic Floor Box

Catalog Number

PFB1 Round Single or Low Capacity Multi-Service PVC Floor Box

Features (2) 1" and (2) 3/4" conduit hubs. Includes concrete cover and four dual purpose reducer/closure plugs. (2) 1" plugs close off 1" hub or reduce 1" to 3/4". (2) 3/4" plugs close off 3/4" hub or reduce 3/4" to 1/2".



Min. Depth of Pour Capacity

3.00"
100 cubic inches prior to cutting level to floor (19.5 cubic inches per inch of depth).

Diameter (External)
Diameter (Internal)

5.75"
5.00"

Height

6.00"

Hubs

(2) 1" and (2) 3/4" conduit hubs

Conduit Selection

Accepts 1/2", 3/4", 1" schedule 40 and schedule 80 rigid PVC conduit and E.N.T. (electrical non-metallic tubing). Use catalog number PFBYA1 3/4" "Y" adapter to feed parallel runs of 3/4" conduit.

PFBA1A Adapter

Required for all applications.



PFBT1A Low Voltage Divider

Required for use with catalog number PFB1 when used in multi-service applications. Accepts Hubbell standard duplex receptacles or 15A Twist-Lock duplex receptacles (HBL4700 series).



PFBYA1 "Y" Adapter

3/4" "Y" adapter to feed parallel runs of 3/4" conduit.

Flush Round Floor Box Covers and Flanges

Multi-Service Cover and Flange Assemblies

Includes floor box cover with duplex flaps, (2) 1/2" dia. low voltage feed through holes and matching carpet flange.

SF39253A



Brass

PFBCBRA



Brown Plastic

PFBCIA



Ivory Plastic

PFBCGYA



Gray Plastic

PFBCBKA



Black Plastic

Single Service Covers

Brass

S3925

S3725

S2525

S2725

S2925

S3525

S3325

Aluminum

SA3925

SA3725

SA2525

SA2725

SA2925

SA3525

—



Duplex Flap



Duplex Screw



2 1/8" x 3/4" Combination



2 1/8" x 1" Combination



2 1/8" Single Receptacle



2 3/8" Single Receptacle



2 1/8" Single Receptacle (Terrazzo Floor)

Metal Carpet Flange

Use with single service covers for carpet applications.

S3082



Brass

Adapter Ring

Use with single service covers for tile applications.

S5016



Brass

SA5016



Aluminum

Furniture Feed Plate

PFBP1



Steel

One Piece Cover and Carpet Flange

Brass

SF3925*

SF2525*

SF2725*

SF2925*

* Catalog number S5016 adapter ring is required for mounting SF series covers onto PFBA1A.



Duplex Flap



2 1/8" x 3/4" Combination



2 1/8" x 1" Combination



2 1/8" Single Receptacle

Flush Round Single Service Floor Boxes

Box Material	Cast Iron					Stamped Steel	
Collar Material	B2536	B253641	B2506	B2506415	B2537	B2527	B2529
Brass	B2536	B253641	B2506	B2506415	B2537	B2527	B2529
Aluminum	BA2536	—	—	—	BA2537	BA2527	BA2529
							
Min. Depth of Pour	3.75"	3.75"	4.75"	4.75"	3.00"	4.00"	3.00"
Adjustability (Fully, Semi, Non)	Fully	Fully	Fully	Fully	Fully	Fully	Fully
Before Pour External Height Adjustment	1.25"	1.25"	—	—	1.25"	1.25"	1.25"
After Pour Internal Height Adjustment	.38"	.38"	.63"	.63"	.38"	.38"	.38"
Cubic Inch Capacity	33.00	33.00	50.80	50.80	33.00	54.00	37.30
Dimensions - A	4.19"	4.19"	4.19"	4.19"	4.19"	4.19"	4.19"
Dimensions - B	3.09"	3.09"	4.75"	4.75"	2.81"	3.88"	2.91"
Threaded Hub Sizes	(4) ¾"	(4) 1"	(4) 1 ¼"	(4) 1 ½"	(4) ¾"	—	—
Knockouts - Opposite Sides	—	—	—	—	—	(1) 1" & (1) ¾"	(2) ½" & (1) ¾"
Knockouts - Opposite Ends	—	—	—	—	—	(1) 1 ¼" & (1) ¾"	(1) ½" & (1) ½"
Knockouts - Bottom	—	—	—	—	—	(3) ½" & (2) ¾"	(3) ½" & (2) ¾"

Flush Round Single Service Floor Boxes

Single Service Covers	S3925	S3725	S2525	S2725	S2925	S3525	S3325
Brass	S3925	S3725	S2525	S2725	S2925	S3525	S3325
Aluminum	SA3925	SA3725	SA2525	SA2725	SA2925	SA3525	—
							
Duplex Flap	Duplex Screw	2 1/8" x 3/4" Combination	2 1/8" x 1" Combination	2 1/8" Single Receptacle	2 3/8" Single Receptacle	2 1/8" Single Receptacle (Terrazzo Floor)	

Carpet Flanges

5 1/4" Diameter	S3182	SA3182	S3079	Carpet Flange	S3082
				6 1/4" Diameter	
					
Brass	Aluminum	Clear Polycarbonate	Brass		

One Piece Cover and Carpet Flange

Brass	SF3925	SF2525	SF2725	SF2925
				
Duplex Flap	2 1/8" x 3/4" Combination	2 1/8" x 1" Combination	2 1/8" Single Receptacle	

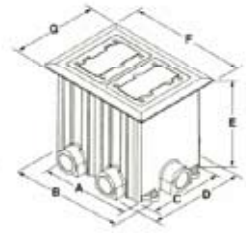
Flush Rectangular Non-Metallic Floor Boxes with Non-Metallic Covers

Number of Gangs

1-Gang
PFBRG1

2-Gang
PFBRG2

3-Gang
PFBRG3



Min. Depth of Pour	3.00"	3.00"	3.00"
Cubic in. Capacity per Gang	14.3 per 1" depth	14.3 per 1" depth	14.3 per 1" depth
Dimensions – A	3.60"	6.82"	10.04"
Dimensions – B	5.44"	8.66"	11.87"
Dimensions – C	5.42"	5.42"	5.42"
Dimensions – D	6.90"	6.90"	6.90"
Dimensions – E	6.00"	6.00"	6.00"
Dimensions – F	4.88"	8.13"	11.35"
Dimensions – G	6.00"	6.00"	6.00"
Hubs	(4) 1"	(6) 1"	(8) 1"
Reducers/Plugs	(4) 1" to 3/4"	(6) 1" to 3/4"	(8) 1" to 3/4"

Flush Rectangular Non-Metallic Covers and Flanges

Required Components for Carpet Applications

Carpet Flanges – Gray

No. of Gangs

1-Gang
PFBRFGY1

2-Gang
PFBRFGY2

3-Gang
PFBRFGY3

Cover with Duplex and Style Line®
Inserts - Gray

One Required per Gang
PFBR826GYA



Duplex
Insert

Cover

Style Line
Insert

Required Components for Tile Applications

Mounting Collar

Cover Frame

Cover with Duplex and Style Line®
Inserts - Gray

One Required per Gang
PFBRMC

One Required per Gang
PFBRFRA

One Required per Gang
PFBR826GYA



Duplex
Insert

Cover

Style Line
Insert

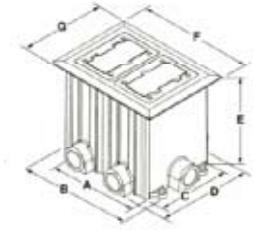
Flush Rectangular Non-Metallic Floor Boxes with Metal Covers

Number of Gangs

1-Gang
PFBRG1

2-Gang
PFBRG2

3-Gang
PFBRG3



Min. Depth of Pour	3.00"	3.00"	3.00"
Cubic in. Capacity per Gang	14.3 per 1" depth	14.3 per 1" depth	14.3 per 1" depth
Dimensions – A	3.60"	6.82"	10.04"
Dimensions – B	5.44"	8.66"	11.87"
Dimensions – C	5.42"	5.42"	5.42"
Dimensions – D	6.90"	6.90"	6.90"
Dimensions – E	6.00"	6.00"	6.00"
Dimensions – F	4.88"	8.13"	11.35"
Dimensions – G	6.00"	6.00"	6.00"
Hubs	(4) 1"	(6) 1"	(8) 1"
Reducers/Plugs	(4) 1" to 3/4"	(6) 1" to 3/4"	(8) 1" to 3/4"

Flush Rectangular Metal Covers and Flanges

Required Components for Carpet and Tile Applications

Adapter Frame and Grounding Lug – One Required per Gang

Brass **S5017G**
Aluminum **SA5017G**



Adapter Collar – Gray
One Required per Gang
PFBRAC



Covers – One Required per Gang

Brass	S3825	S3625	S3826	S2425	S2625	S2825	S3813
Aluminum	SA3825	SA3625	SA3826	SA2425	SA2625	–	SA3813
							
	Duplex Flap	Duplex Screw	Style Line Opening	2 1/8" x 3/4" Combination	2 1/8" x 1" Combination	2 1/8" Single Receptacle	Blank

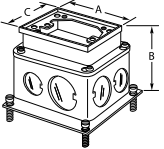





Carpet Flanges (Not Required for Tile Applications)

Tapered Flange

No. of Gangs	1-Gang	2-Gang	3-Gang
Brass	SB3083	SB3084	SB3085
Aluminum	SA3083	SA3084	SA3085



Flush Rectangular Cast Iron Floor Boxes

Box Material	Cast Iron									
Collar Material	B2436 B243641		B4233 B423341		B4333 B433361		B2414	B4214	B4314	
Brass	B2436		B4233		B4333		—	—	—	
Aluminum	BA2436		BA4233		BA4333		—	—	—	
										
Min. Depth of Pour	3.75"	3.75"	3.75"	3.75"	3.75"	3.75"	2.00"	2.00"	2.00"	
Adjustability (Fully, Semi, Non)	Fully	Fully	Fully	Fully	Fully	Fully	Semi	Semi	Semi	
Before Pour External Height Adjustment	1.25"	1.25"	1.25"	1.25"	1.25"	1.25"	1.25"	1.25"	1.25"	
After Pour Internal Height Adjustment	.38"	.38"	.63"	.63"	.63"	.63"	—	—	—	
Cubic Inch Capacity	33.00	33.00	36.50	36.50	34.80	34.80	16.00	16.00	16.00	16.00
			Per Gang	Per Gang	Middle 36.50 Ends	Middle 36.50 Ends		Per Gang	Per Gang	Per Gang
Dimensions – A	4.38"	4.38"	4.38"	4.38"	4.38"	4.38"	4.38"	4.38"	4.38"	
Dimensions - B	3.19"	3.19"	3.44"	3.44"	3.44"	3.44"	2.00"	2.00"	2.00"	
Dimensions - C	3.19"	3.19"	6.38"	6.38"	9.56"	9.56"	3.19"	6.38"	9.56"	
Threaded Hub Sizes	(4) ¾"	(4) 1"	(6) ¾"	(4) 1" & (2) ¾"	(8) ¾"	(6) 1" & (2) ¾"	(2) ¾"	(4) ¾"	(6) ¾"	

Flush Rectangular Floor Box Covers and Flanges













Covers

Brass	S3825	S3625	S3826	S2425	S2625	S2825	S3425	S3813
Aluminum	SA3825	SA3625	SA3826	SA2425	SA2625	—	—	SA3813
								
	Duplex Flap	Duplex Screw	Style Line Opening	2 1/8" x 3/4" Combination	2 1/8" x 1" Combination	2 1/8" Single Receptacle	2 3/8" Single Receptacle	Blank









Carpet Flanges

Brass	1-Gang	2-Gang	3-Gang
Aluminum	SB3083	SB3084	SB3085
Clear Polycarbonate	SA3083	SA3084	SA3085
	S3083	S3084	S3085
			

Flush Rectangular Stamped Steel Floor Boxes





Box Material	Stamped Steel					
Collar Material	B2431 BA2431	B2432 BA2432	B2433 BA2433	B2421 BA2421	B2422 BA2422	B2423 BA2423
Brass						
Aluminum						
Min. Depth of Pour	3.75"	3.75"	3.75"	2.75"	2.75"	2.75"
Adjustability (Fully, Semi, Non)	Fully	Fully	Fully	Fully	Fully	Fully
Before Pour External Height Adjustment	1.25"	1.25"	1.25"	1.25"	1.25"	1.25"
After Pour Internal Height Adjustment	.50"	.50"	.50"	.50"	.50"	.50"
Cubic Inch Capacity	60.00	52.80 Per Gang	50.80 Per Gang	39.50	35.00 Per Gang	34.00 Per Gang
Dimensions – A	4.38"	4.38"	4.38"	4.38"	4.38"	4.38"
Dimensions - B	3.72"	3.72"	3.72"	2.74"	2.74"	2.74"
Dimensions - C	3.19"	6.44"	9.67"	3.19"	6.44"	9.67"
Knockouts - Opposite Sides	(1) Concentric 3/4", 1", 1 1/4"	(2) Concentric 3/4", 1", 1 1/4"	(3) Concentric 3/4", 1", 1 1/4"	(2) 1/2", (1) 3/4"	(4) Concentric 1/2", 3/4"	(6) Concentric 1/2", 3/4"
Knockouts - Opposite Ends	(1) Concentric 3/4", 1", 1 1/4"	(1) Concentric 3/4", 1", 1 1/4"	(1) Concentric 3/4", 1", 1 1/4"	(1) 1/2", (1) 3/4"	(2) Concentric 1/2", 3/4"	(2) Concentric 1/2", 3/4"
Knockouts - Bottom	(2) Concentric 3/4", 1", 1 1/4"	(4) Concentric 3/4", 1", 1 1/4"	(6) Concentric 3/4", 1", 1 1/4"	(2) Concentric 3/4", 1", 1 1/4"	(4) Concentric 3/4", 1", 1 1/4"	(6) Concentric 3/4", 1", 1 1/4"

Flush Rectangular Floor Box Covers and Flanges

Covers	S3825 SA3825	S3625 SA3625	S3826 SA3826	S2425 SA2425	S2625 SA2625	S2825 —	S3425 —	S3813 SA3813
Brass								
Aluminum	Duplex Flap	Duplex Screw	Style Line Opening	2 1/8" x 3/4" Combination	2 1/8" x 1" Combination	2 1/8" Single Receptacle	2 3/8" Single Receptacle	Blank

Carpet Flanges	1-Gang	2-Gang	3-Gang
Brass	SB3083	SB3084	SB3085
Aluminum	SA3083	SA3084	SA3085
Clear Polycarbonate	S3083	S3084	S3085
			

Recessed 4 and 8-Gang Floor Boxes

Box Material	Stamped Steel			Cast Iron
Style	4-Gang Deep HBLCFB301BASE	4-Gang Shallow HBLCFB401BASE	8-Gang Deep HBLCFB501BASE	4-Gang Shallow HBLCFB401CB
				
Min. Depth of Pour	4.25"	3.00"	5.25"	3.25"
Adjustability (Fully, Semi, Non)	Fully	Fully	Fully	Fully
Before Pour External Height Adjustment	1.50"	1.50"	1.50"	1.50"
After Pour Internal Height Adjustment	.75"	.75"	.75"	.75"
Wiring Chambers	4 (1 per gang)	4 (1 per gang)	4 (1 per 2 gangs)	4 (1 per gang)
Cubic Inch Capacity	29.50 per chamber	25.50 per chamber	49.50 per chamber	25.50 per chamber
L x W x H	10.0" x 10.0" x 4.0"	10.0" x 10.0" x 2.63"	10.0" x 10.0" x 5.13"	10.0" x 10.0" x 3.13"
Threaded Hubs / chamber	–	–	–	(2) 1"
Knockouts per chamber	(1) Concentric 1/2", 3/4" (1) Concentric 3/4", 1" (1) 1 1/4"	(3) Concentric 1/2", 3/4"	(1) Concentric 1/2", 3/4" (1) Concentric 3/4", 1" (1) 1 1/4"	–

Recessed Floor Box Covers

Steel Cover and Flange Assembly

HBLTCGNTSW



Granite

HBLTCGNTBKS



Black

Face Plates

HBLST302SGY



Duplex

HBLDE301SGY



Style Line

HBLTO310SGY



Toggle

HBLTL318GY



Single Receptacle
(1.39" Boss Dia.)

HBLTL319SGY



Single Receptacle
(1.56 Boss Dia.)

HBLBL300SGY



Blank

HBLIMFSGY



Hubbell
INFINESTATION™

HBL317SGY



Hubbell
6-Port

HBLAM303SGY



AMP-ACO

HBLAMP313SGY



AMP 6-Port

HBLKR314SGY



Krone®/Leviton®

HBLLT309SGY



SYSTIMAX®

HBLPA308SGY



Panduit
Mini-Com®

HBLNO309SGY



NORDX®
6-Port

HBLSI305SGY



Siemon
CT® Series

HBLSI315SGY



Siemon
MAX® Series

HBLOR306SGY



Ortronics
Series II®

HBLORT322SGY



Ortronics
TracJack®

Recessed 6-Gang Floor Boxes

Stamped Steel

	LCFBSSA	Min. Depth of Pour	3.50"
		Adjustability (Fully, Semi, Non)	Fully
		Before Pour External Height Adjustment	1.25"
		Wiring Chambers	6
		Cubic Inch Capacity per Chamber	(4) at 38.20 (2) at 25.40
		L x W x H	12.5" x 12.5" x 6.18"
		Knockouts per Chamber	(1) Concentric 1", 1 1/4" (1) 3/4"

Cast Iron

	LCFBCA	Min. Depth of Pour	3.65"
		Adjustability (Fully, Semi, Non)	Fully
		Before Pour External Height Adjustment	1.25"
		Wiring Chambers	6
		Cubic Inch Capacity per Chamber	(4) at 36.80 (2) at 25.40
		L x W x H	13.0" x 13.0" x 6.35"
		Threaded Hub Sizes per Chamber	(1) 3/4" (1) 1 1/4"

Recessed Floor Box Covers – Carpet Applications

Metallic Cover, Flange and Cable Doors

LCFBCBRSC



Brass Finish

LCFBCALC



Aluminum Finish

LCFBCGYC



Gray

LCFBCBKC



Black


Reinforced Non-Metallic Cover, Flange and Cable Doors

LCFBCBRA



Brown

LCFBCGYA



Gray

LCFBCIA



Ivory

LCFBCBKA




Black

Recessed Floor Box Covers – Tile Applications

Metallic Cover and Cable Doors

LCFBCBRST




Brass Finish

LCFBCALT



Aluminum Finish

LCFBCGYT



Gray

LCFBCBKT



Black

Face Plates

LCFBP8



Duplex
Opening

LCGBP26



Style Line
Opening

LCFBP720




Single Receptacle Opening
(for 1.56" boss dia.)

LCFBP14



Blank

LCFBIM



3 Unit INFINESTATION™
Opening (see back
page for module options)

Recessed 2-Gang Floor Boxes

Stamped Steel

3SFBS



Min. Depth of Pour	3.00"
Adjustability (Fully, Semi, Non)	Fully
Before Pour External Height Adjustment	1.25"
After Pour Internal Height Adjustment	.44"
Wiring Chambers	2
Cubic Inch Capacity per Chamber	22.40
L x W x H	12.25" x 5.50" x 2.88"
Knockouts	
Opposite Ends	(1) 1"
Opposite Sides	(2) ¾"
Center Area	Concentric 1", 1 ¼" (each side)

Cast Iron

3SFBC



Min. Depth of Pour	3.00"
Adjustability (Fully, Semi, Non)	Fully
Before Pour External Height Adjustment	1.25"
After Pour Internal Height Adjustment	.44"
Wiring Chambers	2
Cubic Inch Capacity per Chamber	21.60
L x W x H	12.88" x 6.00" x 3.00"
Threaded Hub Sizes	
Opposite Ends	(1) 1 ¼"
Opposite Sides	(2) ¾"
Center Area	(1) 1 ¼" (each side)

Recessed Floor Box Covers – Carpet Applications

Reinforced Non-Metallic Cover, Flange and Cable Doors

3SFBCBRA



Brown

3SFBCIA



Ivory

3SFBCGYA



Gray

3SFBCBKA



Black

Face Plates

3SFBRP



Duplex Knockout

3SFBDS



Style Line Opening

3SFBS



Single Receptacle Opening (for 1.39" boss dia.)

3SFBB



Blank

3SFBTTP



Voice / Data
2 - Jack Knockouts (.6" x .75")

3SF BIM






3 unit INFINeSTATION™ Opening (see back page for module options)

Flush Floor Boxes for Wooden Floors

Box Material	Rectangular Stamped Steel			Round Cast Iron	
Collar Material					
Brass	B2481	B2482	B2483	B2588	B2588275
Aluminum					
Gangs	Single	Two	Three	Single	Single
Adjustability (Fully, Semi, Non)	Semi	Semi	Semi	Non	Non
External Height Adjustment	1.00"	1.00"	1.00"	-	-
Cubic Inch Capacity	42.00	42.50 Per Gang	42.50 Per Gang	18.50	18.50
Dimensions - A	4.50"	4.50"	4.50"	4.19"	4.19"
Dimensions - B	3.13"	3.13"	3.13"	3.75"	3.75"
Dimensions - C	3.20"	6.42"	9.64"	-	-
Hubs/Knockouts - Opposite Sides	(1) Concentric 1/2", 3/4", 1"	(2) Concentric 1/2", 3/4", 1"	(3) Concentric 1/2", 3/4", 1"	-	(2) 3/4"
Hubs/Knockouts - Bottom	(1) Concentric 1/2" - 1 1/4"	(2) Concentric 1/2" - 1 1/4"	(3) Concentric 1/2" - 1 1/4"	(2) 1/2"	(2) 1/2"

Flush Floor Box Covers and Flanges

Rectangular Covers

Brass	S3825	S3625	S3826	S2425	S2625	S2825	S3425	S3813
Aluminum	SA3825	SA3625	SA3826	SA2425	SA2625	-	-	SA3813
								
	Duplex Flap	Duplex Screw	Style Line Opening	2 1/8" x 3/4" Combination	2 1/8" x 1" Combination	2 1/8" Single Receptacle	2 3/8" Single Receptacle	Blank

Round Covers

Brass	S3925	S3725	S2525	S2725	S2925	S3525	S3325
Aluminum	SA3925	SA3725	SA2525	SA2725	SA2925	SA3525	-
							
	Duplex Flap	Duplex Screw	2 1/8" x 3/4" Comb.	2 1/8" x 1" Comb.	2 1/8" Single Receptacle	2 3/8" Sin. Receptacle	2 1/8" Sin. Rec. (Terrazzo Floor)

Round Flanges





S3082 (6 1/4" Dia.)
SA3182 (5 1/4" Dia.)



Rectangular Flanges

Brass	SB3083W	SB3084W	SB3085W
Aluminum	SA3083W	SA3084W	SA3085W
			
	1-Gang	2-Gang	3-Gang

One Piece Brass Cover and Carpet Flange

SF3925	SF2525	SF2725	SF2925
			
Duplex Flap	2 1/8" x 3/4" Combination	2 1/8" x 1" Combination	2 1/8" Single Receptacle

Power, Data, Audio and Video Accessories

Modular Jacks	Multimedia Connectors	INFINESTATION® Modules (Office White)	Outlet Frames	Wiring Devices
HBL60W* Category 6 Universal Wired Office White	SIFOW** F-Type F/F Coupler Office White	DFBM05OW Blank .5 Unit	FCX244OW++ 2-Port Style Line® Frame Office White	HBL2152 +++ 15A 125V Style Line Duplex Receptacle Brown
HBL5EOW* Category 5e Universal Wired Office White	SIFGOW** Gold F-Type F/F Coupler Office White	DFBM10W Blank 1 Unit	FCX344OW++ 3-Port Style Line Frame Office White	HBL2162 +++ 20A 125V Style Line Duplex Receptacle Brown
HBLUOW* USOC 6-Position Office White	SIRCAxx*** RCA 110 Punch Down Black	DFBM15OW Blank 1.5 Unit	FCX444OW++ 4-Port Style Line Frame Office White	HBL2310 20A 125V Twist-Lock Receptacle (1.56" boss diameter) Black
SIBOWPK10** Blank Module Office White	SIRCAFFxx + Gold RCA F/F Coupler Pass-Thru Office White	DF1KOW 1-Port Keystone Flat 1 Unit	FCX644OW++ 6-Port Style Line Frame Office White	HBL2320 20A 250V Twist-Lock Receptacle (1.56" boss diameter) Black
* Office White is standard color. For other colors, replace 'OW' as follows: BK = Black B = Blue EI = Electric Ivory GY = Gray GN = Green OR = Orange R = Red TI = Telco Ivory W = White Y = Yellow.	SIRCASxx + RCA Solder Coupler Office White	DF2KOW 2-Port Keystone Flat 1 Unit	DFA1KOW 1-Port Keystone Angled 1 Unit	HBL2610 30A 125V Twist-Lock Receptacle (1.56" boss diameter) Black
** Office White is standard color. For other colors, replace 'OW' as follows: GY = Gray I = Ivory W = White.	SISVFFBK S-Video F/F Coupler Black	DFA2KOW 2-Port Keystone Angled 1 Unit	DFA1SCOW 1 SC Duplex Angled 1.5 Unit	HBL2620 30A 250V Twist-Lock Receptacle (1.56" boss diameter) Black
***Housing color is Black. Replace 'xx' with one of the following to designate insulator: OW = Red W = White Y = Yellow	SISVOW S-Video 110 Coupler Black	DFA2SCOW 2 SC Duplex Angled 1.5 Unit	DJOOW++ 2-Port 106 Duplex Frame Office White	
+ Housing color is Black. Replace 'xx' with one of the following to designate insulator: R = Red W = White Y = Yellow BK = Black	SIBNCOW** BNC Coupler Office White	DFRA1KOW 1-Port Keystone Recessed 1.5 Unit	DJ106OW++ 4-Port 106 Duplex Frame Office White	
++ Office White is standard color. For other colors, replace 'OW' as follows: GY = Gray I = Ivory W = White BK = Black	SIFSCOW SC Simplex Adapter Office White	DFRA2KOW 2-Port Keystone Recessed 1.5 Unit		
+++ Standard color is Brown. For other colors, add one of the following to the end of the catalog number: I = Ivory GY = Gray WA = White BK = Black OW = Office White	SISTOW** ST-Style Adapter Office White	DF115FFOW 15-Pin SVGA F/F, 1 Unit		
		DF19FFOW 9-Pin F/F 1 Unit		
		DF115SOW 15-Pin SVGA Screw Terminal 1 Unit		

Extron is a registered trademark of Extron Electronics.
 Krone is a registered trademark of Krone, Inc.
 MAX and CT Series are registered trademarks of The Siemon Company.
 Mini-Corn and Panduit are registered trademarks of Panduit Corp.
 NORDX is a registered trademark of Belden/CDT, Inc.
 SYSTIMAX is a registered trademark of CommScope, Inc.
 TracJack, Series II and Ortronics are registered trademarks of Ortronics/Legrand.

