

4

3

2

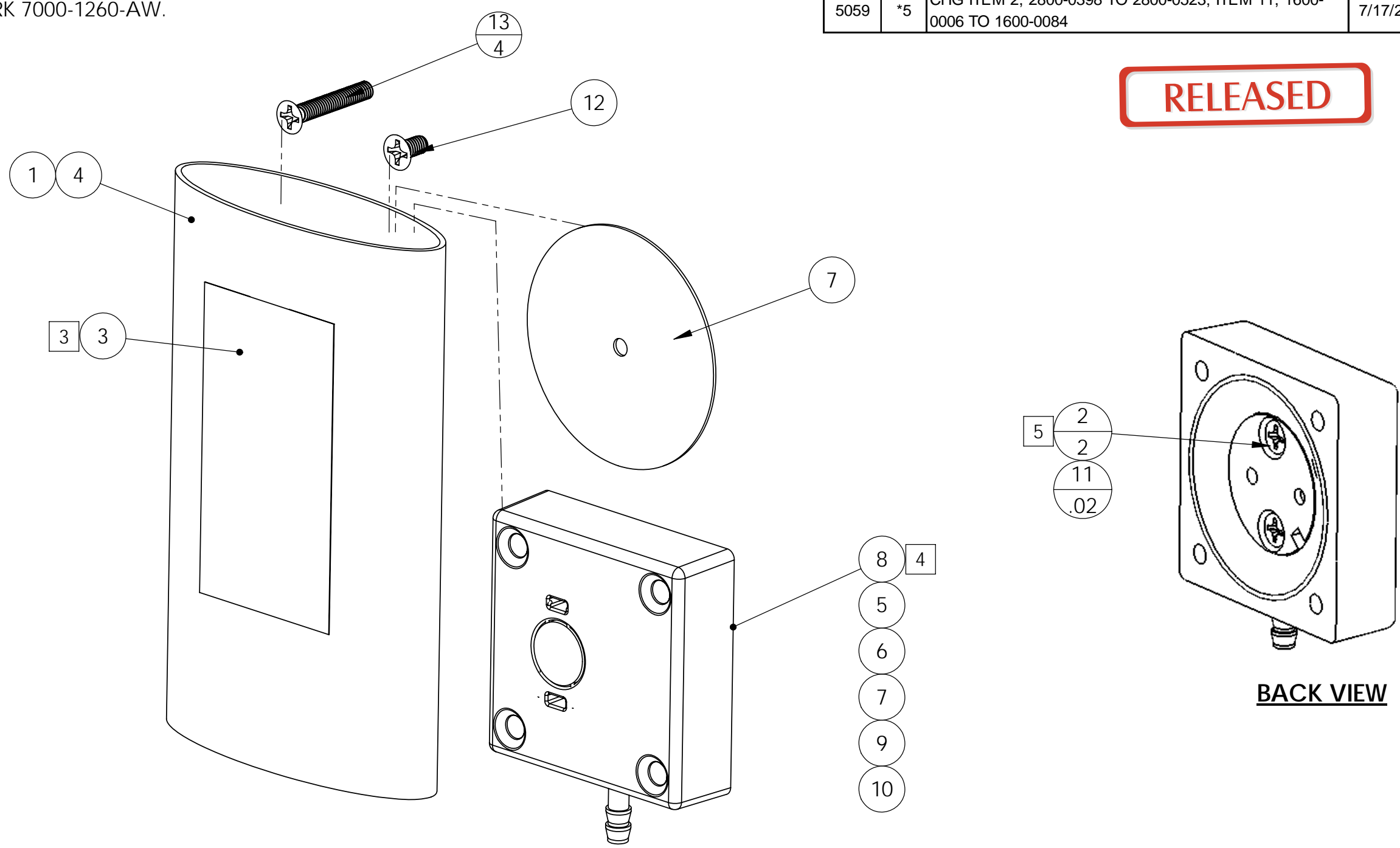
1

NOTES: UNLESS OTHERWISE SPECIFIED.

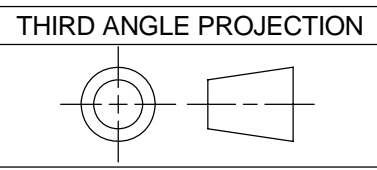
- 1. DIMENSIONS AND TOLERANCES PER ANSI Y14.5, 1982.
- 2. REFERENCE BILL OF MATERIAL FOR PART LIST.
- 3. TEXT FOR LABEL PER ARTWORK 7000-1260-AW.
- 4. SUPPLY ASSEMBLED.
- 5. APPLY LOCTITE.

REVISION HISTORY				
ECN	REV	DESCRIPTION	DATE	APPROVED
3716	*1	PRE PRODUCTION RELEASE	6/24/2005	MC
3840	*2	ADDED ITEMS 8 THRU 13	9/12/2005	AM
3862	*3	CHANGED ITEM 5, 7024-300 TO 7076-0260	9/19/2005	AM
4146	*4	CHG ITEM 13, 2800-0397 TO 2800-0565	4/20/2006	NG
5059	*5	CHG ITEM 2, 2800-0398 TO 2800-0523; ITEM 11, 1600-0006 TO 1600-0084	7/17/2007	LJH

RELEASED



UNLESS OTHERWISE SPECIFIED DIMENSIONS ARE IN MILLIMETERS TOLERANCES ARE: DECIMALS .X±0.3 .XX±0.13 ANGLES ±1.0°	APPROVALS	DATE	OKI OK INTERNATIONAL	Garden Grove Division		Phone: 1-714-799-9910	
	DRAWN A. Hill	6/20/05		12151 Monarch Street		Fax: 1-714-799-9533	
MATERIAL	CHECKED		Garden Grove, CA.92841				www.okinternational.com
	APPR		TITLE PUMP REBUILD KIT AC-PR1				
FINISH	LAST CHG BY LJH	7/17/07	SIZE B	SCALE 1:1	DWG NO AC-PR1	REV *5	
	DO NOT SCALE DRAWING		FILENAME AC-PR1_5	SHEET 1 OF 1			



- PROPRIETARY NOTICE -
THIS DOCUMENT CONTAINS PROPRIETARY DATA OF OK INTERNATIONAL, INC. THE RECEIPT OR POSSESSION OF THIS DOCUMENT DOES NOT CONVEY ANY RIGHTS TO REPRODUCE IT, DISCLOSE ITS CONTENTS, OR TO MANUFACTURE THE CONCEPTS AND DETAILS DISCLOSED BY IT. THIS DOCUMENT MAY NOT BE COPIED OR DISCLOSED IN WHOLE OR IN PART TO ANYONE WITHOUT WRITTEN PERMISSION OF AN OFFICER OF OK INTERNATIONAL, INC.

4

3

2

1

4

3

2

1

NOTES: UNLESS OTHERWISE SPECIFIED.

1. DIMENSIONS AND TOLERANCES PER ANSI Y14.5, 1982.

2. MATERIAL: SILICONE SOLID RUBBER (REF MFG: FURON #9050)

TYPE: GENERAL PURPOSE CONTINUOUS ROLL

THICKNESS: .81 ± .13MM (.032 ± .005IN)

TENSILE STRENGTH: 900 PSI

ELONGATION: 400%

TEAR STRENGTH: 75 PPI

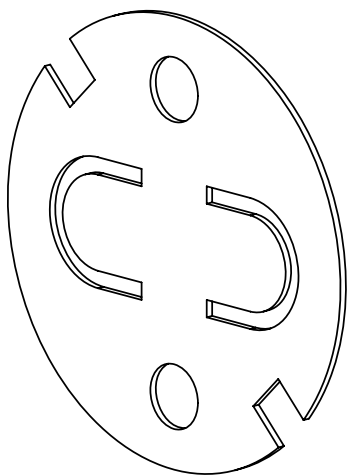
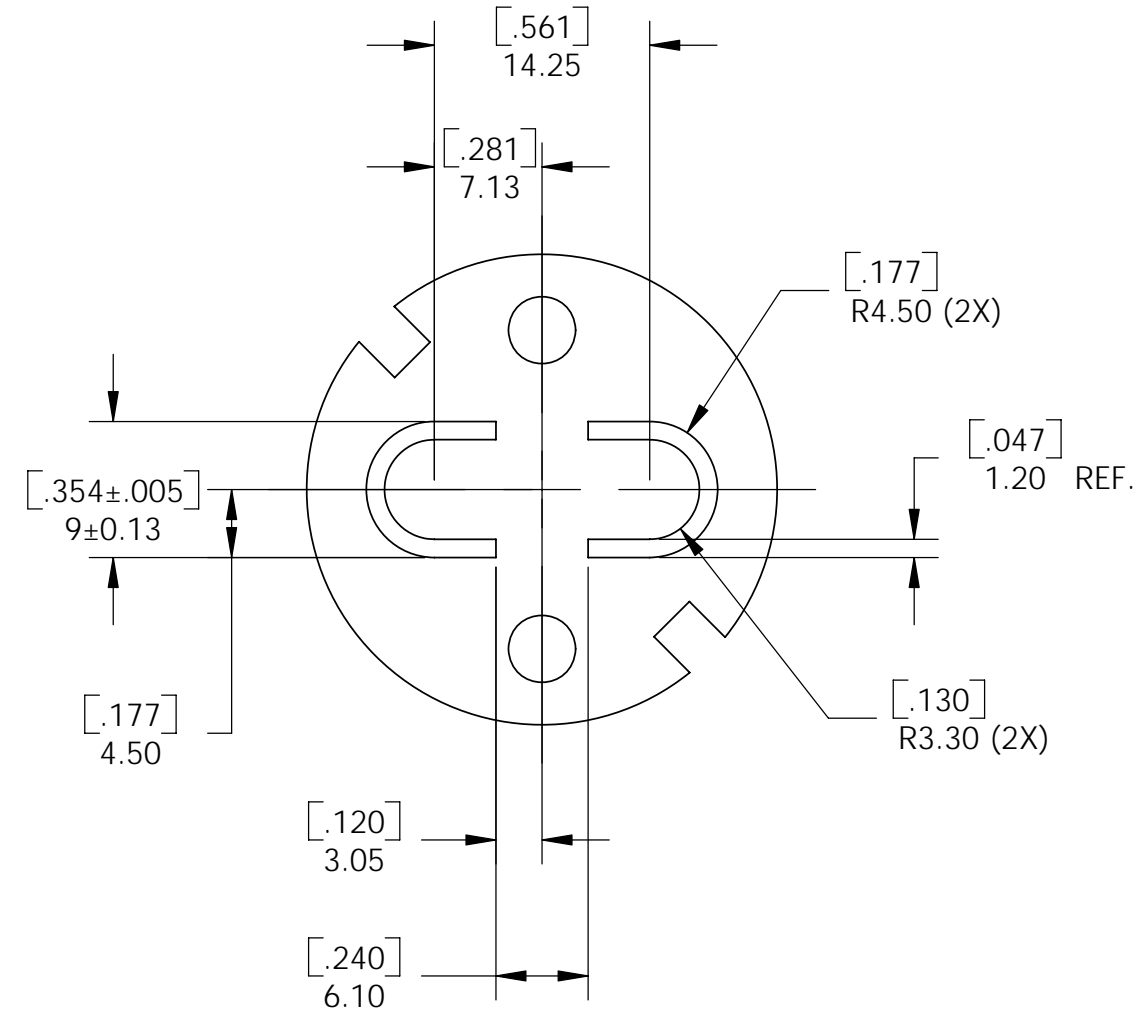
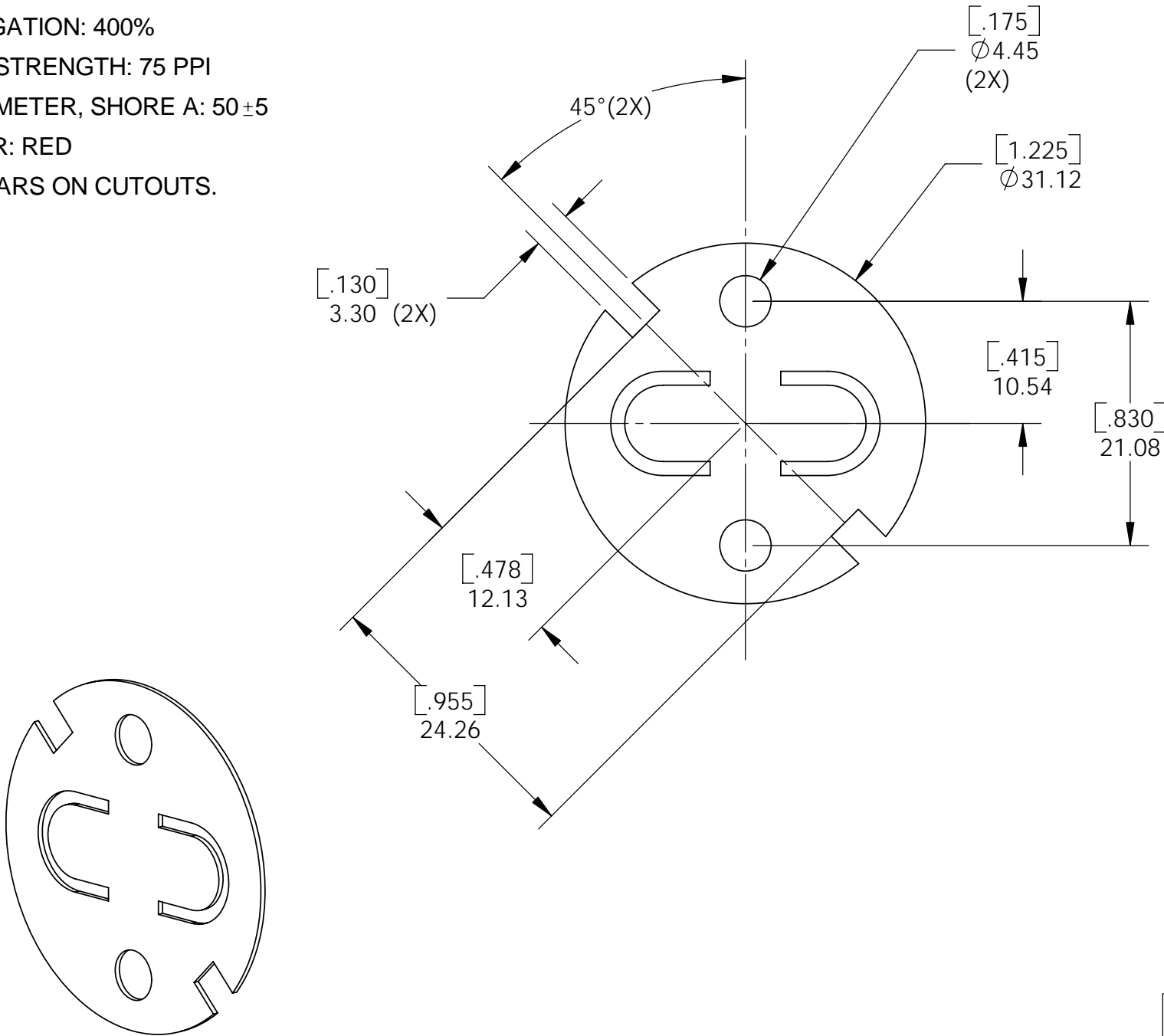
DUROMETER, SHORE A: 50 ± 5

COLOR: RED

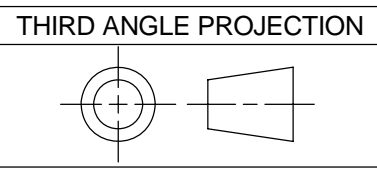
3. NO TEARS ON CUTOUTS.

REVISION HISTORY				
ECN	REV	DESCRIPTION	DATE	APPROVED
3666	*1	PRE PRODUCTION RELEASE	5/23/2005	AM
4060	*2	RE-DESIGN CHANGES	2/7/2006	MC

RELEASED



UNLESS OTHERWISE SPECIFIED DIMENSIONS ARE IN MILLIMETERS TOLERANCES ARE: DECIMALS .X±0.3 ANGLES ±1.0° SURFACES .XX±0.13 ALL DIMENSIONS APPLY AFTER FINISH	APPROVALS	DATE		Garden Grove Division		Phone: 1-714-799-9910
	DRAWN MB	4-27-2005		12151 Monarch Street		Fax: 1-714-799-9533
	CHECKED			Garden Grove, CA.92841		www.okinternational.com
	APPR			TITLE VALVE, PUMP		
MATERIAL SEE NOTE 2	LAST CHG BY DN	2/7/06	SIZE B	SCALE 2:1	DWG NO 7075-0140	REV *2
FINISH	DO NOT SCALE DRAWING		FILENAME 7075-0140_2	SHEET 1 OF 1		



- PROPRIETARY NOTICE -
 THIS DOCUMENT CONTAINS PROPRIETARY DATA OF OK INTERNATIONAL, INC. THE RECEIPT OR POSSESSION OF THIS DOCUMENT DOES NOT CONVEY ANY RIGHTS TO REPRODUCE IT, DISCLOSE ITS CONTENTS, OR TO MANUFACTURE THE CONCEPTS AND DETAILS DISCLOSED BY IT. THIS DOCUMENT MAY NOT BE COPIED OR DISCLOSED IN WHOLE OR IN PART TO ANYONE WITHOUT WRITTEN PERMISSION OF AN OFFICER OF OK INTERNATIONAL, INC.

4

3

2

1

4

3

2

1

NOTES: UNLESS OTHERWISE SPECIFIED.

- 1. DIMENSIONS AND TOLERANCES PER ANSI Y14.5, 1982.
- 2. MATERIAL: SILICONE SOLID RUBBER (REF MFG: FURON #4420)

TYPE: REINFORCED WITH FIBERGLASS (TYPE 128, .025MM/.001" THICK)

THICKNESS: 1.14±.13MM (.045±.005")

ELONGATION AT BREAK: LESS THAN 10%

DIAPHRAGM BURST STRENGTH: 550 PSI

COMPRESSION MODULUS (5%): 110 PSI

DUROMETER, SHORE A: 78±5

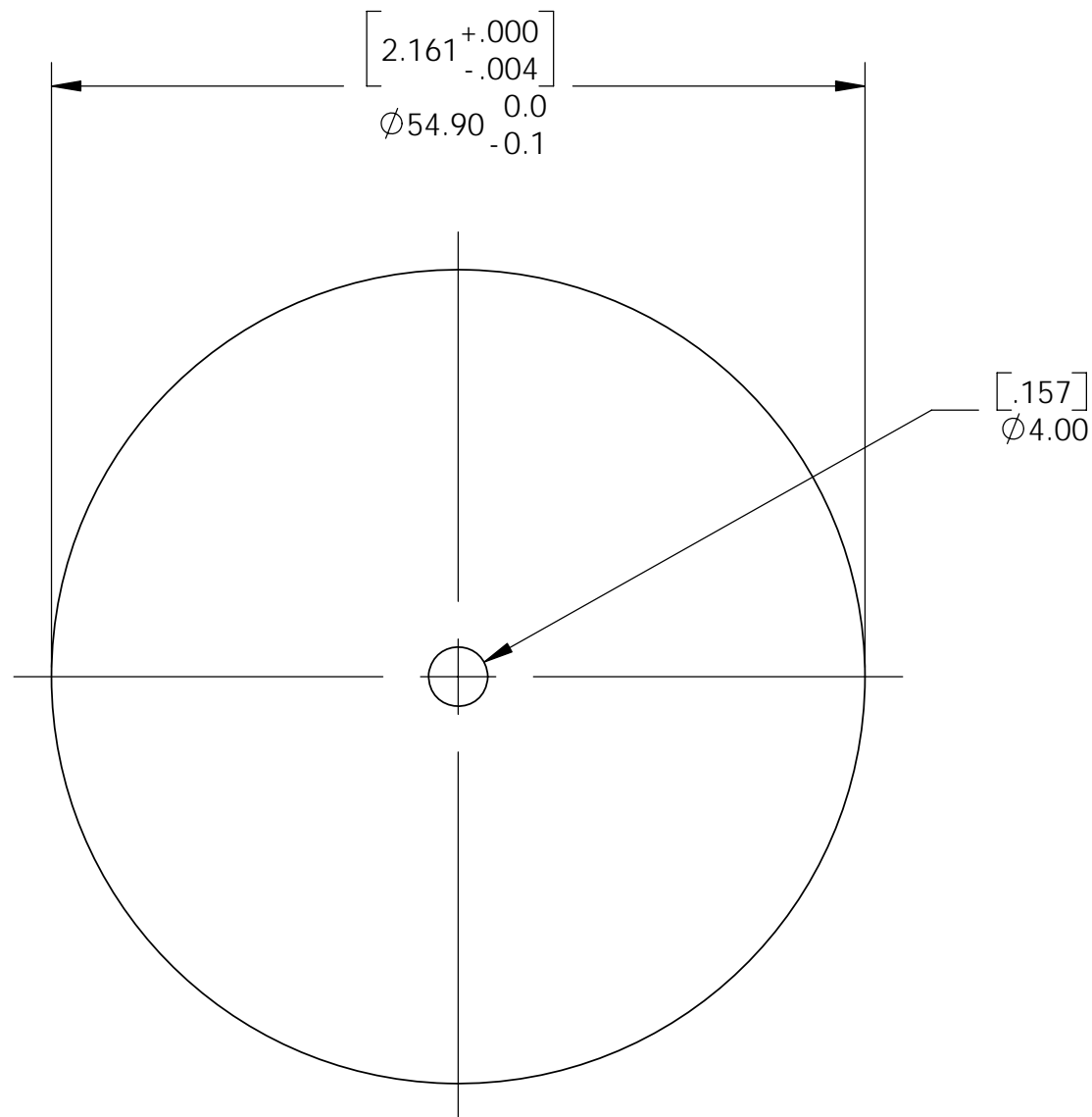
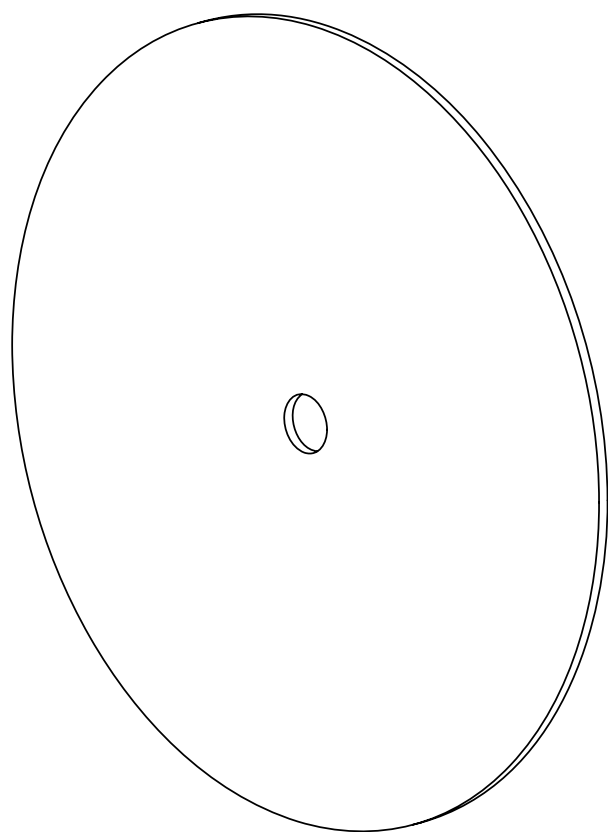
WEIGHT: 48 OZ/YARD²

WEIGHT, % FIBERGLASS: 13

COLOR: BROWN

REVISION HISTORY				
ECN	REV	DESCRIPTION	DATE	APPROVED
3666	*1	PRE PRODUCTION RELEASE	5/23/2005	AM
4060	*2	RE-DESIGN CHANGES	2/7/2006	MC
5059	*3	REDESIGN	6/29/2007	LJH

RELEASED

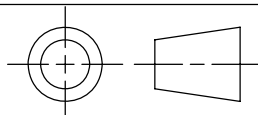


UNLESS OTHERWISE SPECIFIED DIMENSIONS ARE IN MILLIMETERS TOLERANCES ARE:		APPROVALS	DATE	OKi OK INTERNATIONAL	Garden Grove Division 12151 Monarch Street Garden Grove, CA.92841	Phone: 1-714-799-9910 Fax: 1-714-799-9533 www.okinternational.com
DECIMALS	ANGLES	SURFACES	DRAWN A. MISHIN			
.X±0.3	±1.0°	63	CHECKED		TITLE PUMP, MEMBRANE	
.XX±0.13			APPR		SIZE B	SCALE 2:1
ALL DIMENSIONS APPLY AFTER FINISH			LAST CHG BY LJH	6/29/07	DWG NO 7075-0160	REV *3
MATERIAL SEE NOTE 2	FINISH		DO NOT SCALE DRAWING		FILENAME 7075-0160_3	SHEET 1 OF 1

THIRD ANGLE PROJECTION

- PROPRIETARY NOTICE -

THIS DOCUMENT CONTAINS PROPRIETARY DATA OF OK INTERNATIONAL, INC. THE RECEIPT OR POSSESSION OF THIS DOCUMENT DOES NOT CONVEY ANY RIGHTS TO REPRODUCE IT, DISCLOSE ITS CONTENTS, OR TO MANUFACTURE THE CONCEPTS AND DETAILS DISCLOSED BY IT. THIS DOCUMENT MAY NOT BE COPIED OR DISCLOSED IN WHOLE OR IN PART TO ANYONE WITHOUT WRITTEN PERMISSION OF AN OFFICER OF OK INTERNATIONAL, INC.



4

3

2

1

4

3

2

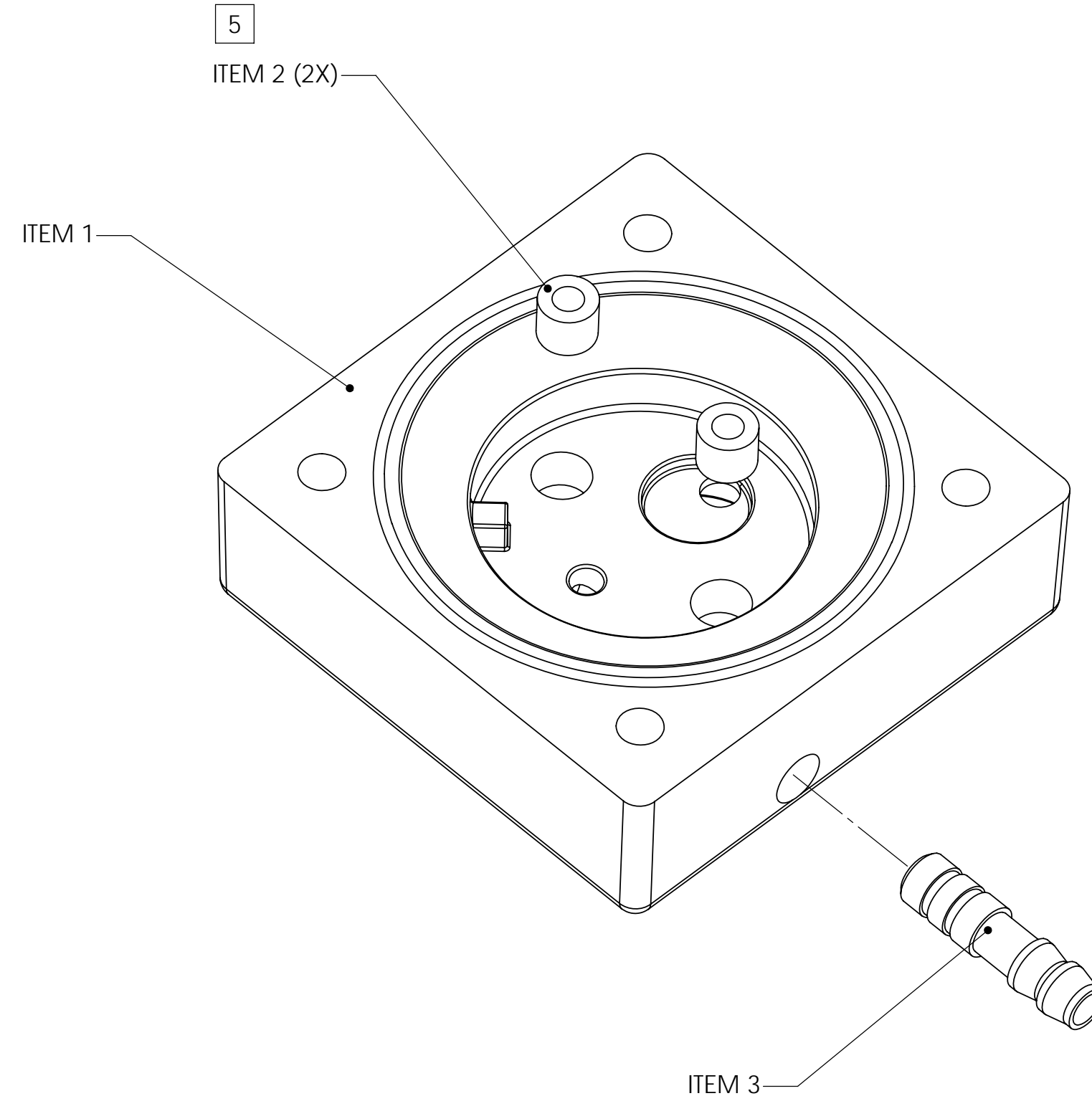
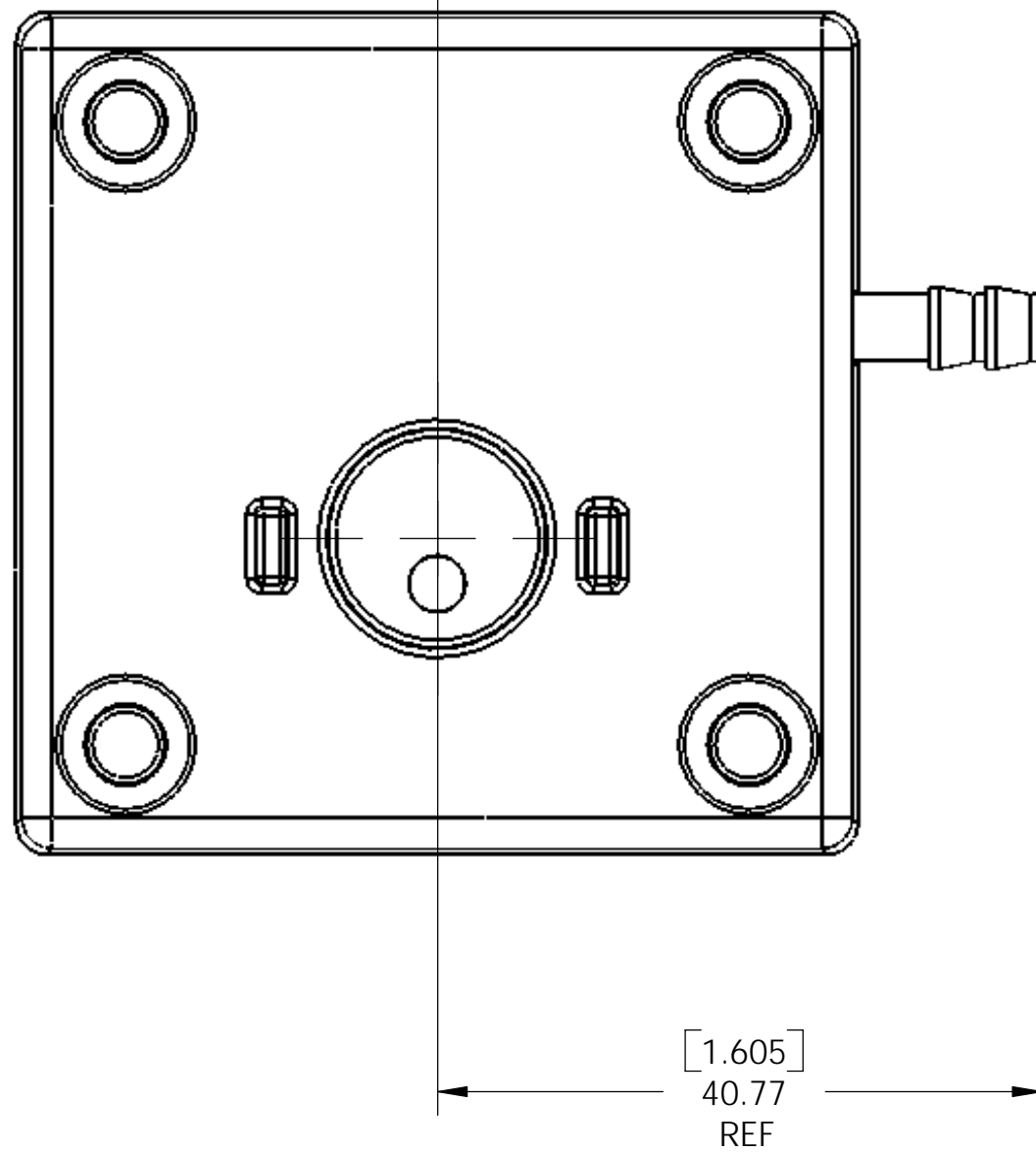
1

NOTES: UNLESS OTHERWISE SPECIFIED.

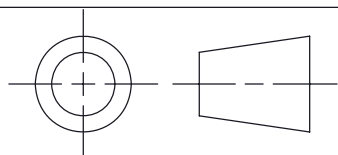
- 1. DIMENSIONS AND TOLERANCES PER ANSI Y14.5, 1982.
- 2. MATERIAL: SEE SHEET 2 AND 3.
- 3. ITEM #2 TO BE INSERT MOLDED INTO ITEM #1.
- 4. PRESS FIT ITEM #3 INTO #1.
- 5. ITEM 2: MANUFACTURER: McMASTER CARR, PART NO.: 94180A351
- 6. UNDEFINED FEATURES ARE SPECIFIED IN SOLIDWORKS.
FILE TO BE SENT WITH DRAWING. FILE NAME 7075-7040.IGS.

REVISION HISTORY				
ECN	REV	DESCRIPTION	DATE	APPROVED
3666	*1	PRE PRODUCTION RELEASE	5/23/2005	AM
3793	*2	CHG FINISH NOTE CALL OUT ON ITEM 1	9/6/2005	AM
3942	*3	CHANGE DIMENSIONS FOR ITEM 1: FROM 5.08 TO 7.00. ITEM 3: FROM 3.18, 4.06, 5.08 TO 4.00, 6.00 & 7.00	11/9/2005	AM
4027	*4	ADD 2X UNDERCUT TO ITEM 3	3/22/2006	NG

RELEASED



THIRD ANGLE PROJECTION



- PROPRIETARY NOTICE -
 THIS DOCUMENT CONTAINS PROPRIETARY DATA OF OK INTERNATIONAL, INC. THE RECEIPT OR POSSESSION OF THIS DOCUMENT DOES NOT CONVEY ANY RIGHTS TO REPRODUCE IT, DISCLOSE ITS CONTENTS, OR TO MANUFACTURE THE CONCEPTS AND DETAILS DISCLOSED BY IT. THIS DOCUMENT MAY NOT BE COPIED OR DISCLOSED IN WHOLE OR IN PART TO ANYONE WITHOUT WRITTEN PERMISSION OF AN OFFICER OF OK INTERNATIONAL, INC.

UNLESS OTHERWISE SPECIFIED DIMENSIONS ARE IN MILLIMETERS TOLERANCES ARE: DECIMALS .X±0.3 .XX±0.13 ANGLES ±1.0°	APPROVALS	DATE		Garden Grove Division 12151 Monarch Street Garden Grove, CA.92841	Phone: 1-714-799-9910 Fax: 1-714-799-9533 www.okinternational.com
	DRAWN MB	4-27-2005			
MATERIAL	APPR		TITLE PUMP HEAD		
FINISH	LAST CHG BY J. VAN DAM	03/22/06	SIZE C	SCALE 2:1	DWG NO 7075-7040
SEE NOTES	DO NOT SCALE DRAWING		FILENAME 7075-7040_4	SHEET 1 OF 3	REV *4

4

3

2

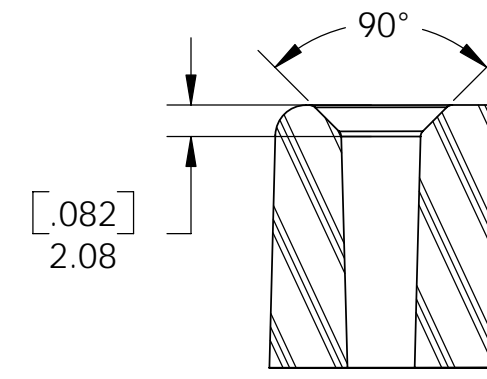
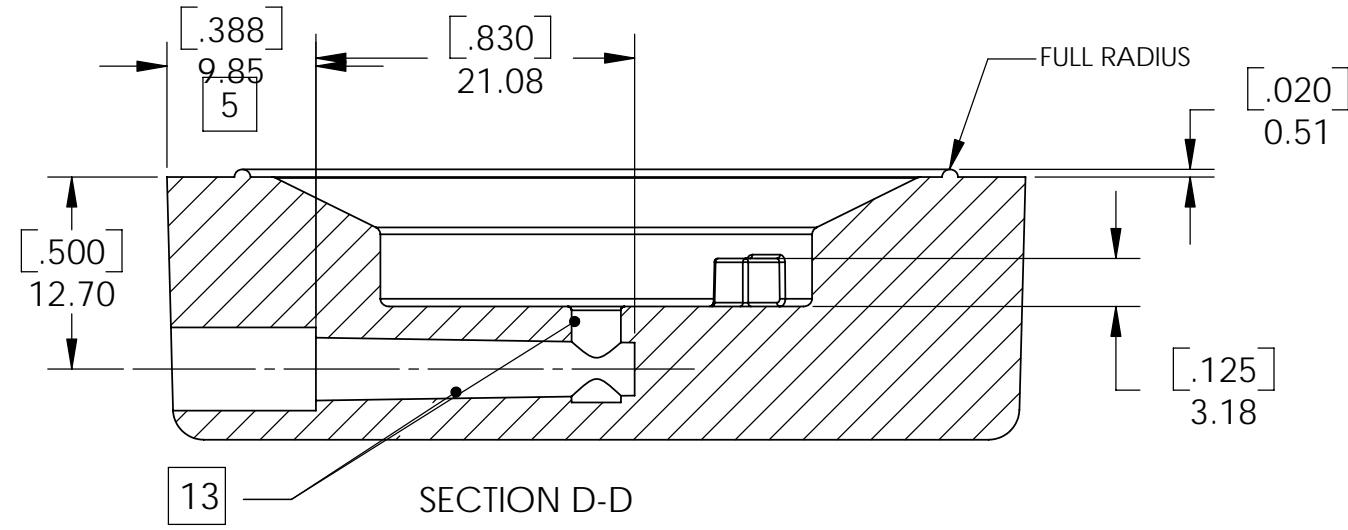
1

4

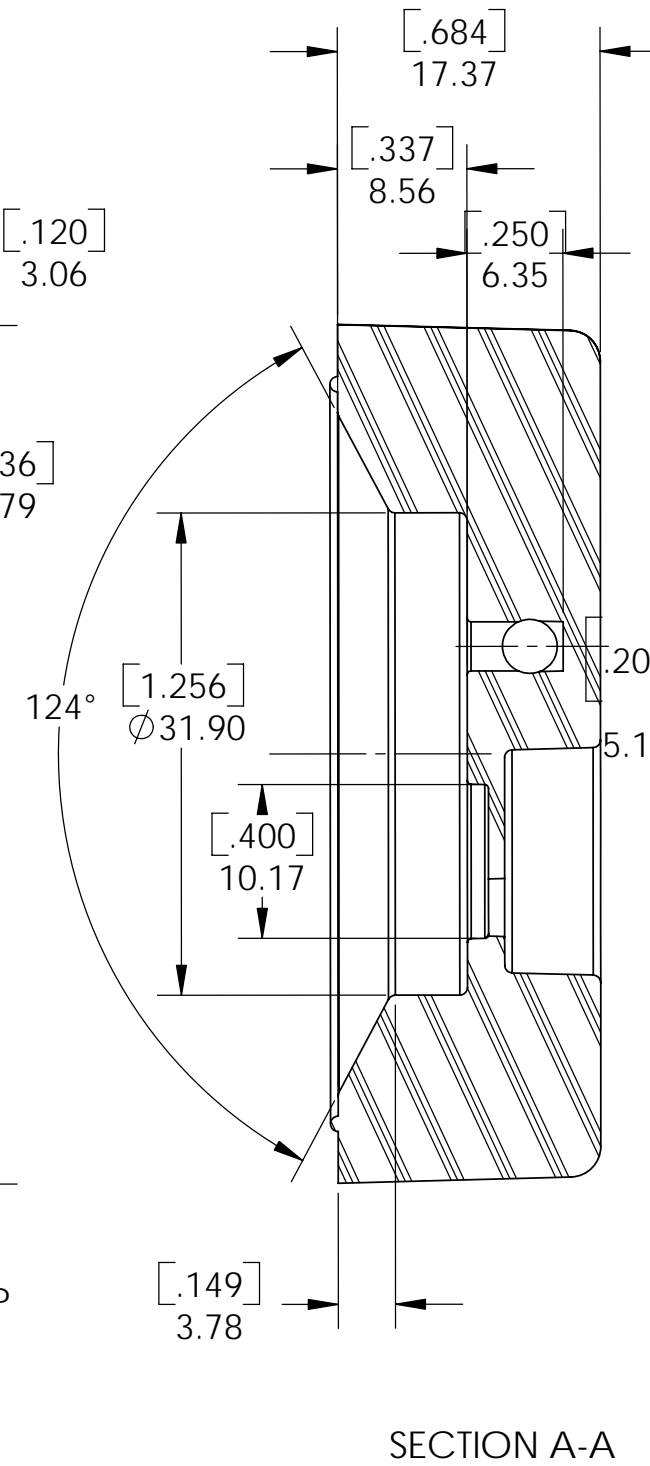
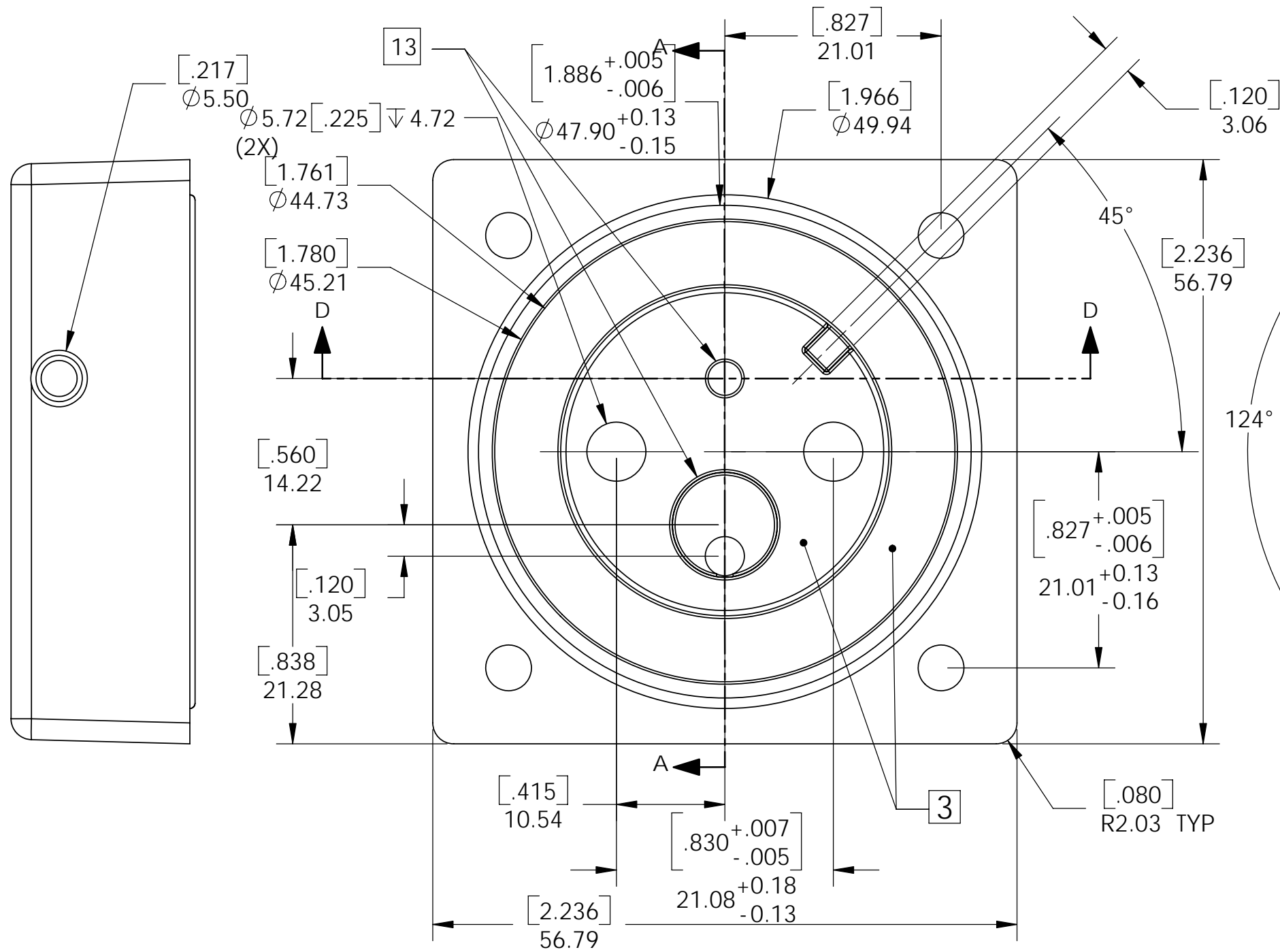
3

2

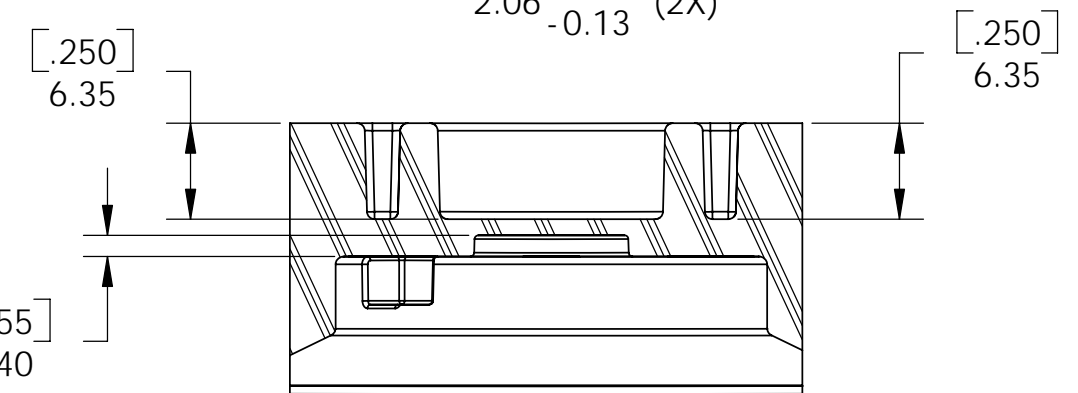
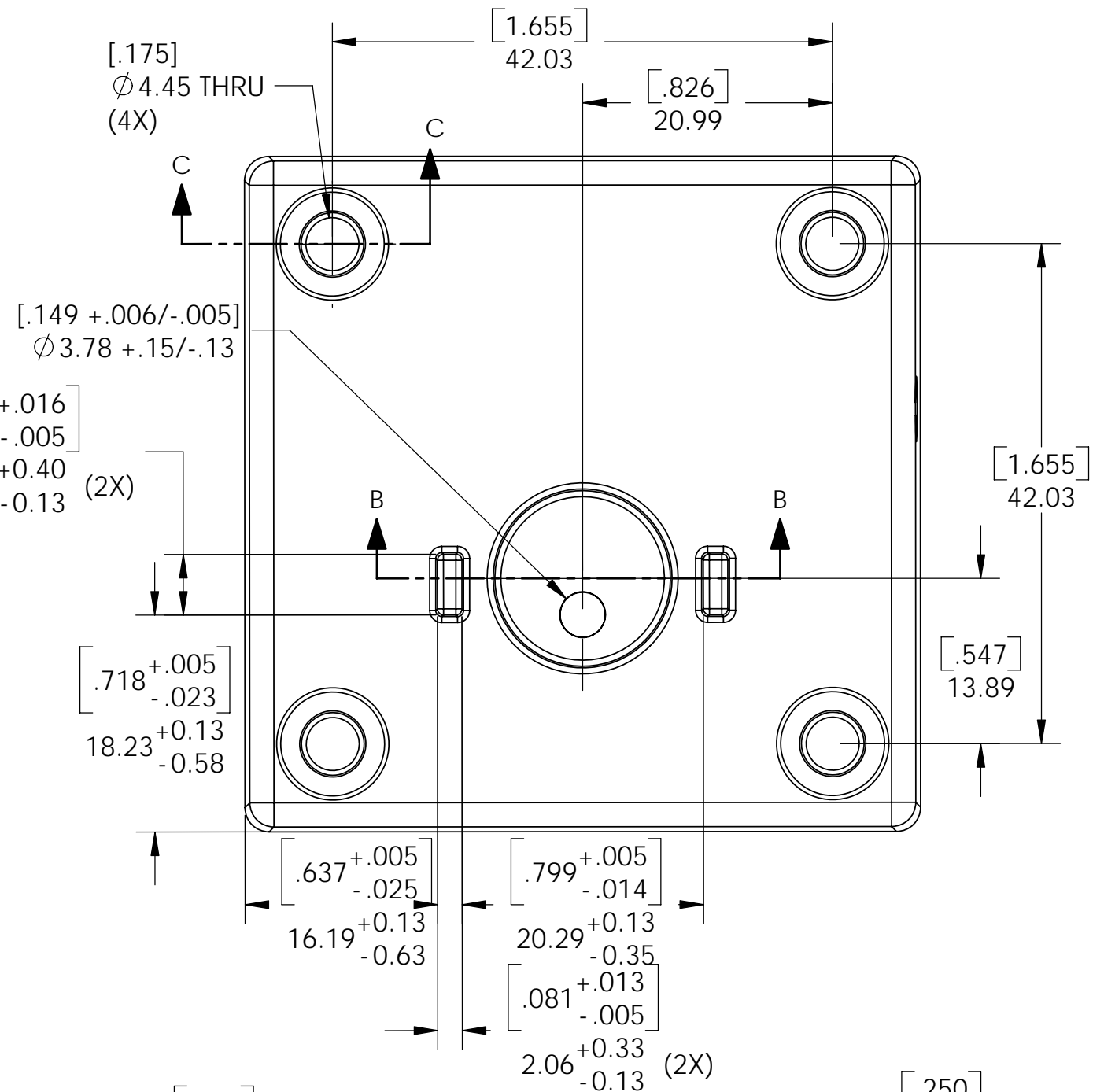
1



SECTION C-C



SECTION A-A



SECTION B-B

NOTES: (UNLESS OTHERWISE SPECIFIED)

1. DIMENSIONS AND TOLERANCES PER ANSI Y14.5, 1982.

2 MATERIAL: HEAT RESISTANT PHENOLIC PLASLOK 506, COLOR: BLACK

3 FINISHED: SPI-A2, ALL OTHER SURFACES B1 OR BETTER.

4. MAX DRAFT 1.5° PER SIDE, DRAFT TO REMOVE MATERIAL.

5 NO DRAFT IN NOTED AREA.

6.WALL THICKNESS PER CAD FILE

7. UNLESS OTHERWISE SPECIFIED FILLETS AND RADII .13 [.005] TYPICAL.

8. SURFACE DEFECTS, FLASH, MISMATCH, GATE AND VENTS SHALL NOT EXCEED .13 [.005] IN HEIGHT, WIDTH OR DEPTH.

9. PART TO BE RECEIVED CLEAN AND BURR FREE.

10. GATES AND INJECTOR PIN LOCATIONS SHALL BE APPROVED BY OK INTERNATIONAL ENGINEERING.

11. EACH LOT TO BE APPROVED WITH MATERIAL CERTIFICATE.

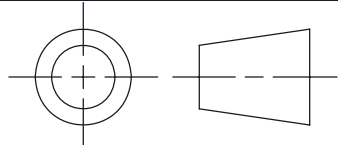
12 BASE RESIN MATERIAL TO BE INDICATED IN AREA NOTED.

13 NO FLASH IN NOTED AREA.

14. UNDEFINED FEATURES ARE SPECIFIED IN THE SOLIDWORKS FILE TO BE SENT WITH DRAWING. FILE NAME 7075-7040.IGS

ITEM 1

THIRD ANGLE PROJECTION



05/05_D

APPROVALS	DATE		Garden Grove Division 12151 Monarch Street Garden Grove, CA.92841	Phone: 1-714-799-9910 Fax: 1-714-799-9533 www.okinternational.com
DRAWN MB	4-27-2005			
APPR		SIZE C SCALE 2:1 DWG NO 7075-7040 FILENAME 7075-7040_4	SHEET 2 OF 3	REV *4
DO NOT SCALE DRAWING				
- PROPRIETARY NOTICE - THIS DOCUMENT CONTAINS PROPRIETARY DATA OF OK INTERNATIONAL, INC. THE RECEIPT OR POSSESSION OF THIS DOCUMENT DOES NOT CONVEY ANY RIGHTS TO REPRODUCE IT, DISCLOSE ITS CONTENTS, OR TO MANUFACTURE THE CONCEPTS AND DETAILS DISCLOSED BY IT. THIS DOCUMENT MAY NOT BE COPIED OR DISCLOSED IN WHOLE OR IN PART TO ANYONE WITHOUT WRITTEN PERMISSION OF AN OFFICER OF OK INTERNATIONAL, INC.				

4

3

2

1

4

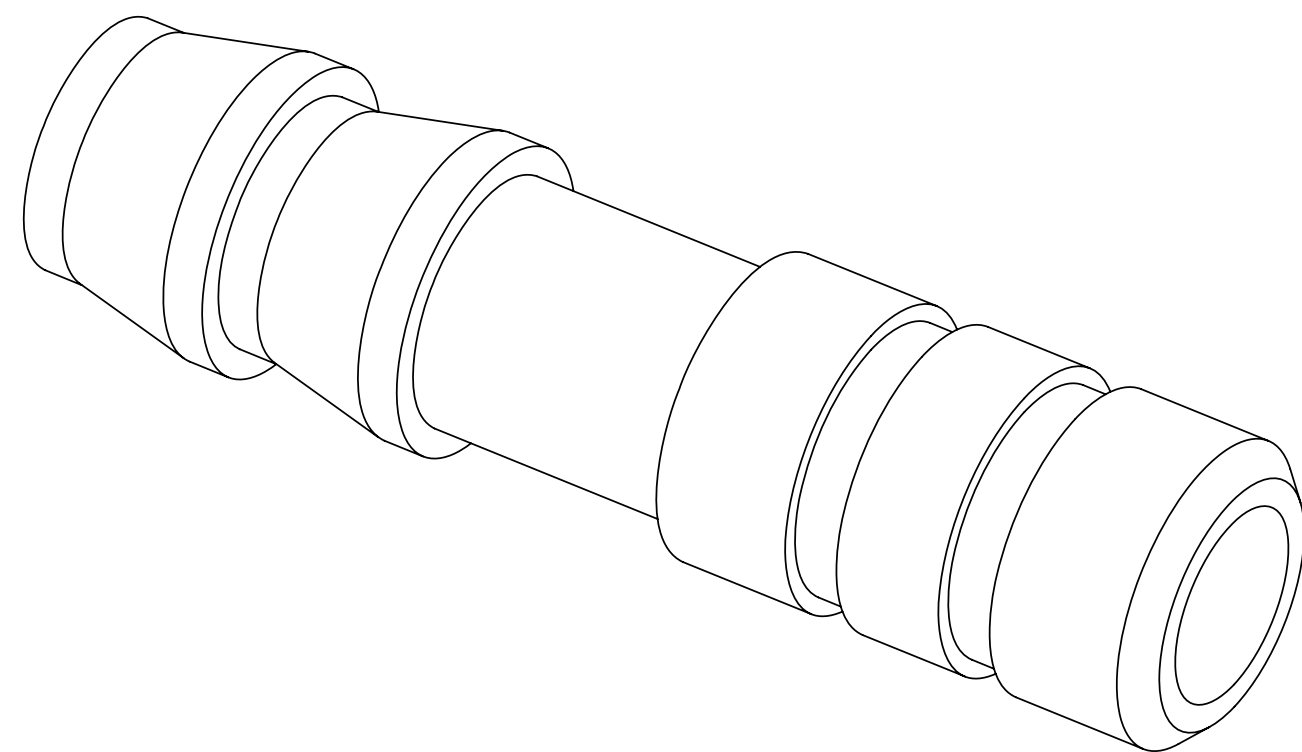
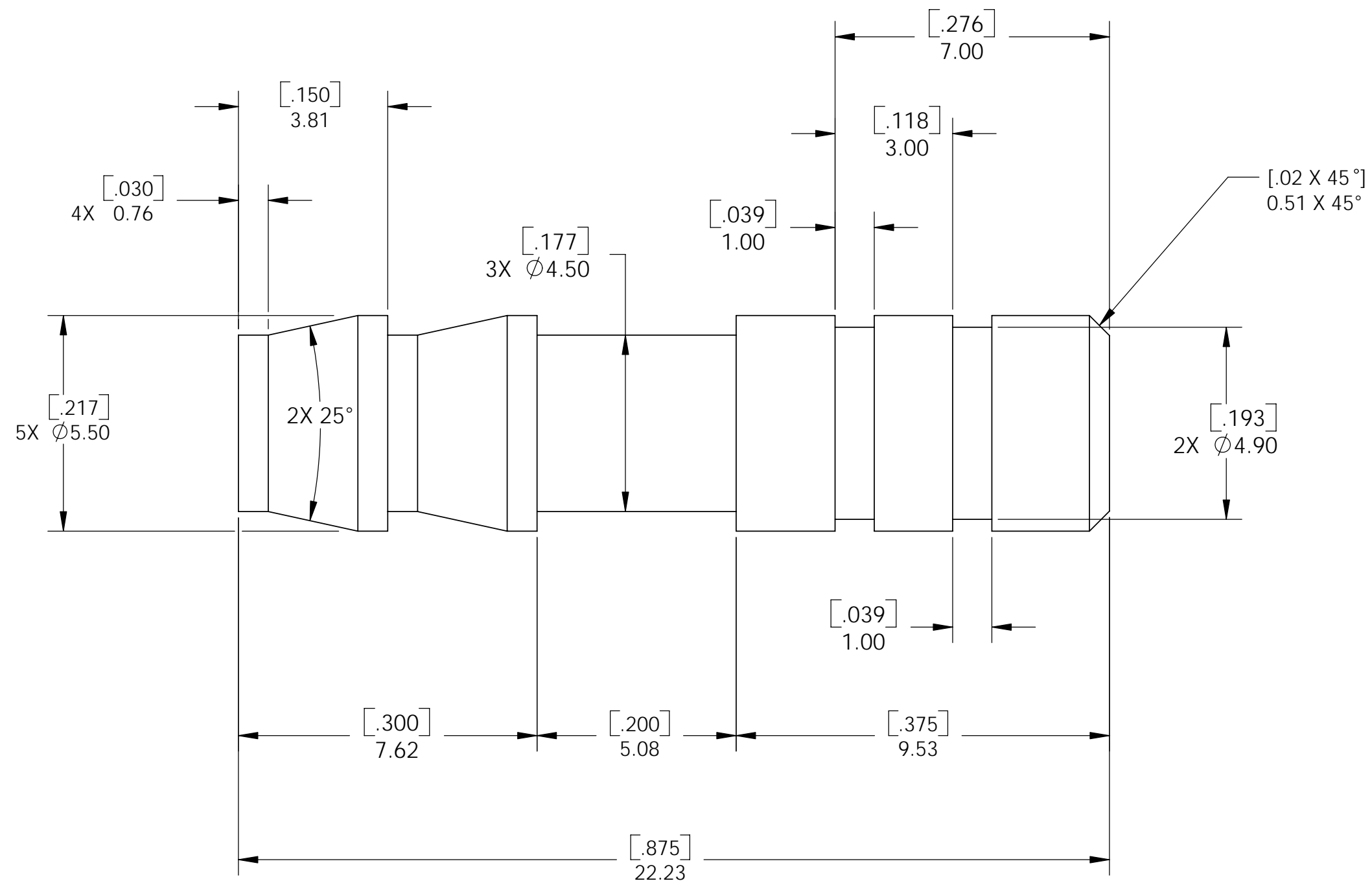
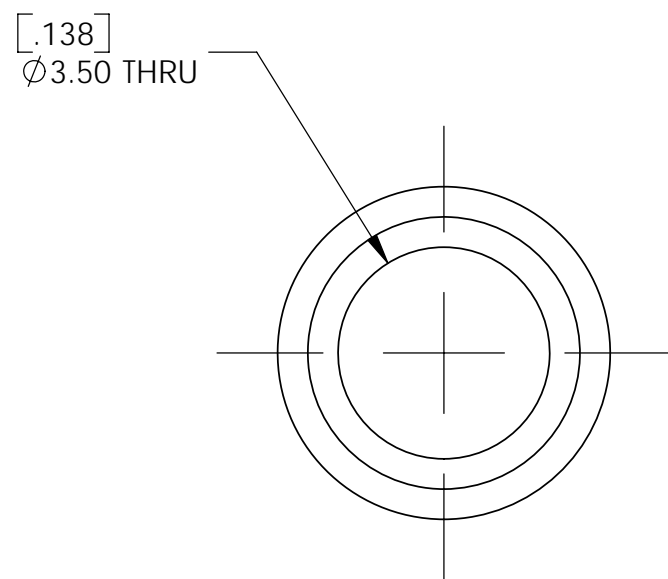
3

2

1

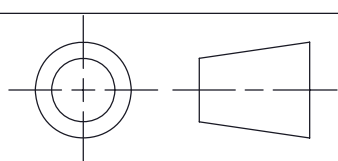
NOTES: (UNLESS OTHERWISE SPECIFIED)

- 1. DIMENSIONS AND TOLERANCES PER ANSI Y14.5, 1982.
- 2. MATERIAL: 6061 ALUMINUM
- 3. FINISH: CLEAR ANODIZED.
- 4. NO BURRS OR SHARP EDGES.
- 5. FILLETS AND RADII SHALL BE .13 [.005] MAX.
- 6. PARTS SHALL BE RECEIVED CLEANED AND DEGREASED.




ITEM 3

THIRD ANGLE PROJECTION



05/05_D

APPROVALS		DATE			Garden Grove Division		Phone: 1-714-799-9910	
DRAWN MB		4-27-2005			12151 Monarch Street		Fax: 1-714-799-9533	
APPR				SIZE C	SCALE 8:1	DWG NO 7075-7040		*4
DO NOT SCALE DRAWING				FILENAME 7075-7040_4	SHEET 3 OF 3			

- PROPRIETARY NOTICE -
 THIS DOCUMENT CONTAINS PROPRIETARY DATA OF OK INTERNATIONAL, INC. THE RECEIPT OR POSSESSION OF THIS DOCUMENT DOES NOT CONVEY ANY RIGHTS TO REPRODUCE IT, DISCLOSE ITS CONTENTS, OR TO MANUFACTURE THE CONCEPTS AND DETAILS DISCLOSED BY IT. THIS DOCUMENT MAY NOT BE COPIED OR DISCLOSED IN WHOLE OR IN PART TO ANYONE WITHOUT WRITTEN PERMISSION OF AN OFFICER OF OK INTERNATIONAL, INC.

4

3

2

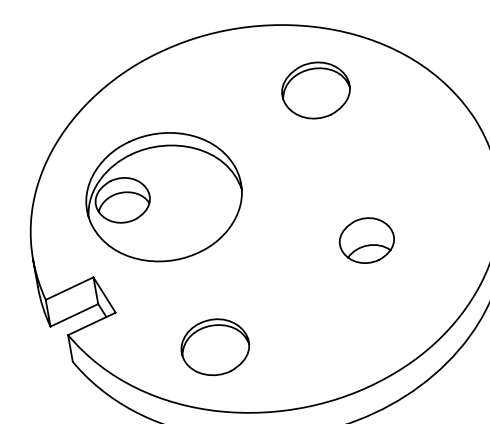
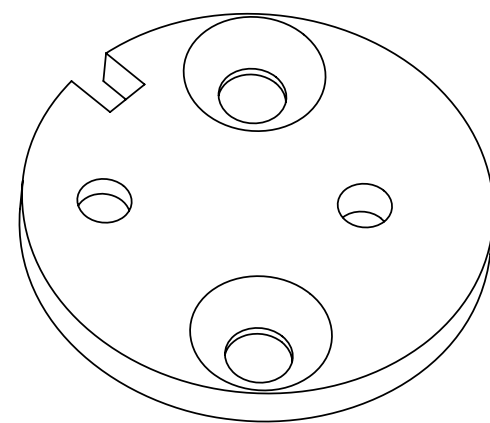
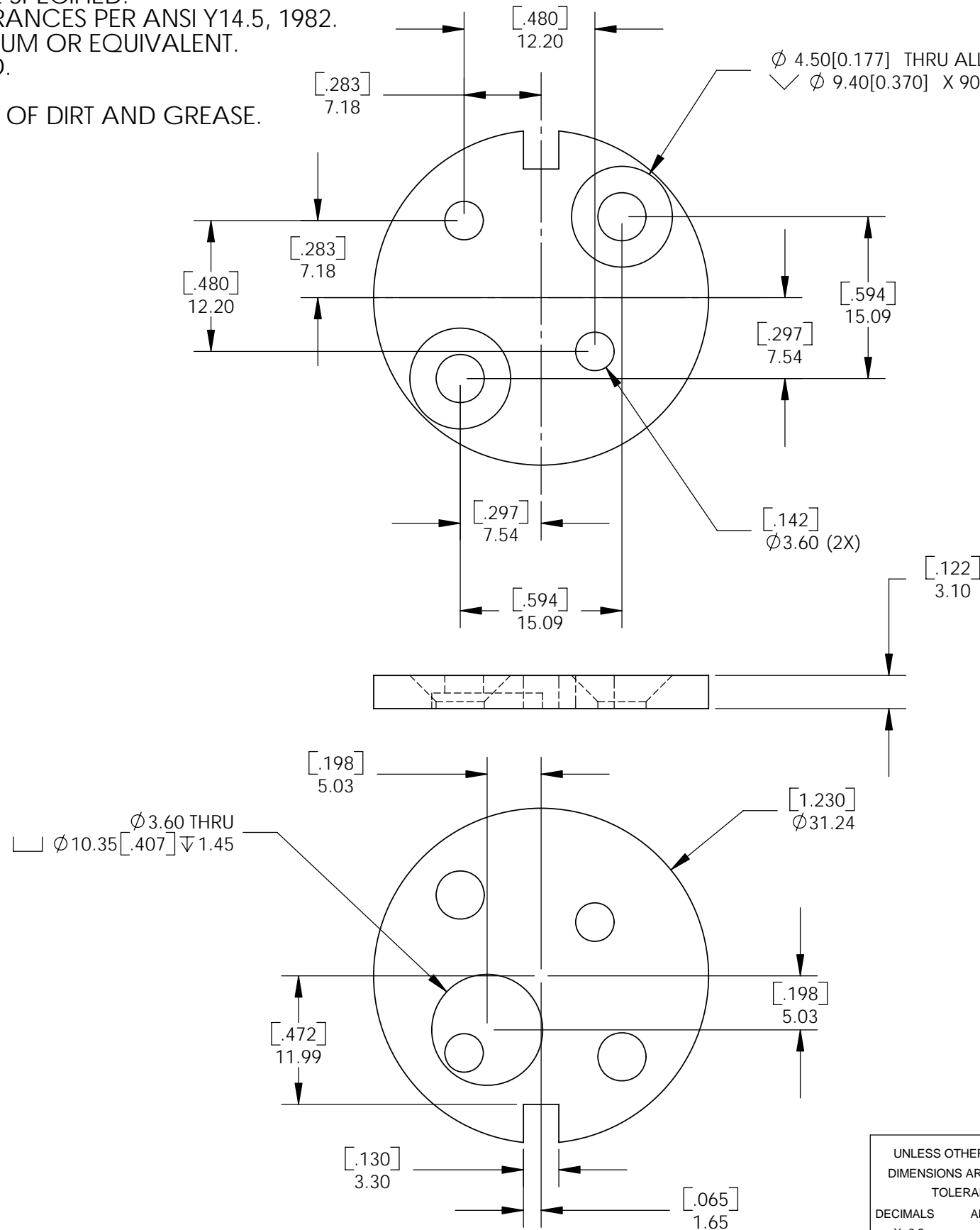
1

NOTES: UNLESS OTHERWISE SPECIFIED.

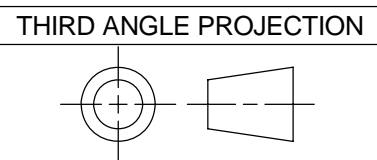
1. DIMENSIONS AND TOLERANCES PER ANSI Y14.5, 1982.
2. MATERIAL: 6061 ALUMINUM OR EQUIVALENT.
3. FINISH CLEAR ANODIZED.
4. REMOVE BURRS.
5. PART TO RECEIVED FREE OF DIRT AND GREASE.

REVISION HISTORY				
ECN	REV	DESCRIPTION	DATE	APPROVED
3666	*1	PRE PRODUCTION RELEASE	5/23/2005	AM
3871	*2	ADD SIDE VIEW, REMOVE THK CALLOUT IN NOTE 2	9/28/2005	MC
4060	*3	RE-DESIGN CHANGE	2/7/2006	MC

RELEASED

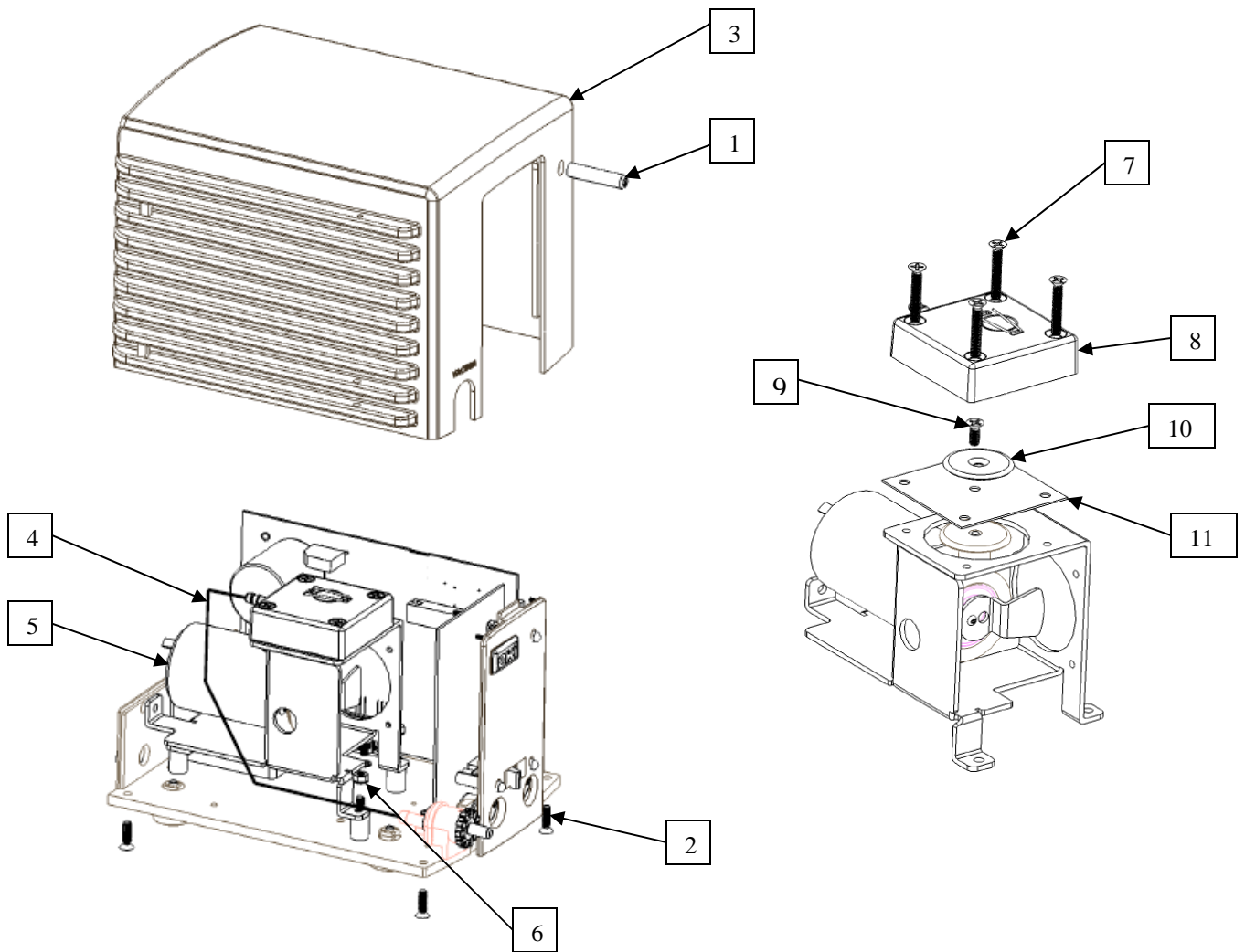


UNLESS OTHERWISE SPECIFIED DIMENSIONS ARE IN MILLIMETERS TOLERANCES ARE: DECIMALS .X±0.3 .XX±0.13 ALL DIMENSIONS APPLY AFTER FINISH	APPROVALS	DATE	Garden Grove Division 12151 Monarch Street Garden Grove, CA.92841 Phone: 1-714-799-9910 Fax: 1-714-799-9533 www.okinternational.com			
	DRAWN MB	4-27-2005				
	CHECKED		TITLE PUMP, VALVE COVER			
	APPR			SIZE B	SCALE 1:1	DWG NO 7075-0150
MATERIAL 2	LAST CHG BY DN	2/7/06	FILENAME 7075-0150_3	SHEET 1 OF 1		
FINISH 3	DO NOT SCALE DRAWING					



- PROPRIETARY NOTICE -

THIS DOCUMENT CONTAINS PROPRIETARY DATA OF OK INTERNATIONAL, INC. THE RECEIPT OR POSSESSION OF THIS DOCUMENT DOES NOT CONVEY ANY RIGHTS TO REPRODUCE IT, DISCLOSE ITS CONTENTS, OR TO MANUFACTURE THE CONCEPTS AND DETAILS DISCLOSED BY IT. THIS DOCUMENT MAY NOT BE COPIED OR DISCLOSED IN WHOLE OR IN PART TO ANYONE WITHOUT WRITTEN PERMISSION OF AN OFFICER OF OK INTERNATIONAL, INC.



MFR PUMP REBUILD KIT (AC-PR1)

SWITCH OFF POWER AND UNPLUG UNIT FROM POWER OUTLET BEFORE SERVICING

- a) Remove the power switch activator item 1 by pulling straight out (use a pliers be careful not to damage plastic part).
- b) Turn unit over and remove the 4 screws item 2 and lift top cover item 3 off.
- c) Unplug the vacuum line item 4 from pump item 5 and disconnect its electrical connector from the PCBA.
- d) Remove the 3 nuts from item 6 by holding the pump down.
- e) Remove the pump.
- f) Remove the 4 screws item 7 and lift pump head item 8 off.
- g) Remove the 1 screw item 9 and plate item 10.
- h) Remove the rubber diaphragm item 11.
- i) To replace the pump, head and diaphragm repeats steps a) through i) in reverse.