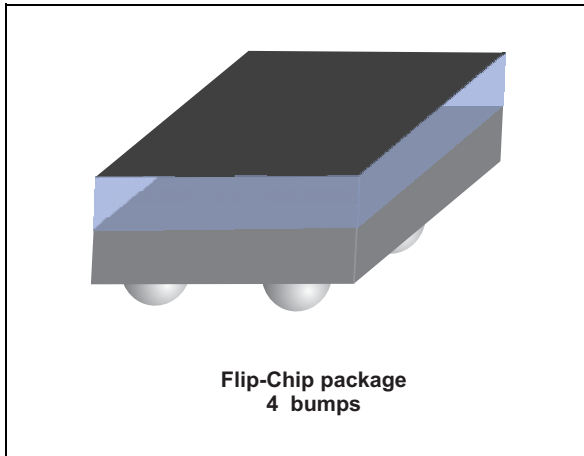


50 ohm nominal input / conjugate match balun to CC1101 / CC1150 (868-928 MHz), with integrated harmonic filter

Datasheet – production data



Description

STMicroelectronics BAL-CC1101-01D3 is an ultra miniature balun which integrates a matching network in a monolithic glass substrate. This has been customized for the CC1101 / CC1150 TI transceiver.

It's a design using STMicroelectronics IPD (integrated passive device) technology on non-conductive glass substrate to optimize RF performance.

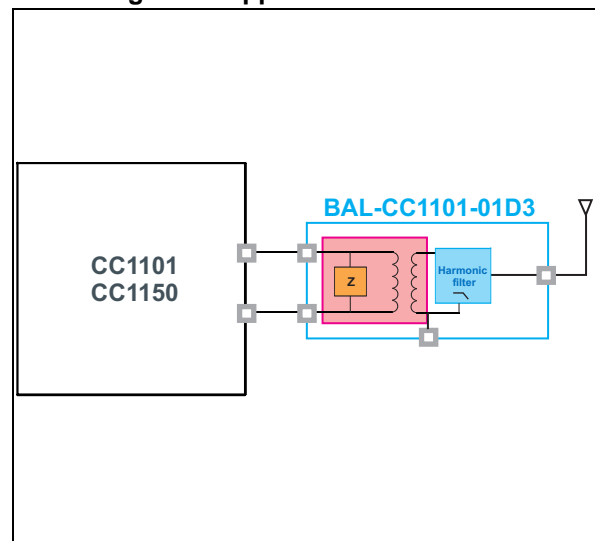
Features

- 50 Ω nominal input / conjugate match to CC1101 / CC1150
- Low insertion loss
- Low amplitude imbalance
- Low phase imbalance
- Coated Flip-Chip on glass
- Small footprint: < 2.1 mm²

Benefits

- Extremely low profile (< 550 μ m after reflow)
- High RF performance
- RF BOM and area reduction

Figure 1. Application schematic



1 Characteristics

Table 1. Absolute maximum rating (limiting values)

Symbol	Parameter	Value			Unit
		Min.	Typ.	Max.	
P_{IN}	Input power RF_{IN}		20		dBm
V_{ESD}	ESD ratings human body model (JESD22-A114C), all I/O one at a time while others connected to GND	2000			V
	ESD ratings machine model, all I/O	500			
	ESD ratings charged device model (JESD22-C101D)	500			
T_{OP}	Operating temperature	-40		+125	°C

Table 2. Electrical characteristics - RF performance ($T_{amb} = 25\text{ °C}$)

Symbol	Parameter	Value			Unit
		Min.	Typ.	Max.	
Z_{OUT}	Nominal differential output impedance		Conjugate match to CC1101 / CC1150		Ω
Z_{IN}	Nominal input impedance		50		
F	Frequency range (bandwidth)	779		928	MHz
I_L	Insertion loss in bandwidth		1.7	1.9	dB
R_{L_SE}	Single ended return loss in bandwidth		15		dB
R_{L_DIFF}	Differential ended return loss in bandwidth		15		dB
Φ_{imb}	Phase imbalance	-10		10	°
A_{imb}	Amplitude imbalance	-1		1	dB
Att	Harmonic levels (TX filter)				dB
	Attenuation at 2fo		-25		
	Attenuation at 3fo		-50		

1.1 Measurements

Figure 2. Transmission (S21)

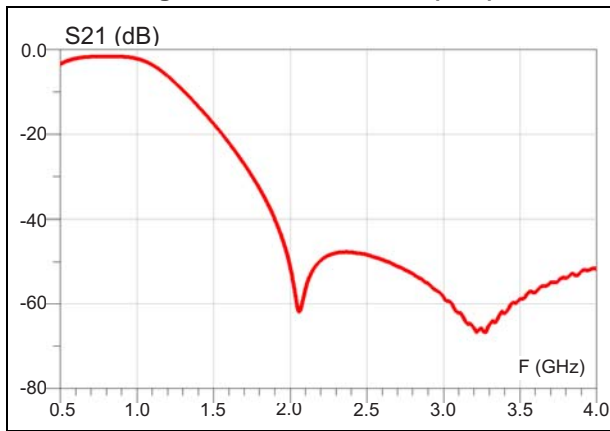


Figure 3. Insertion loss in band

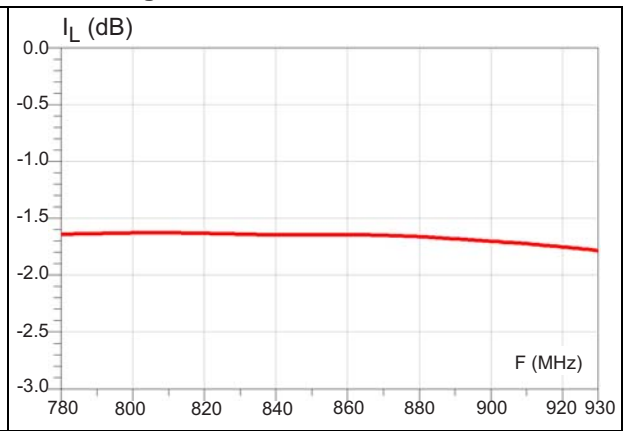


Figure 4. Return loss single-ended

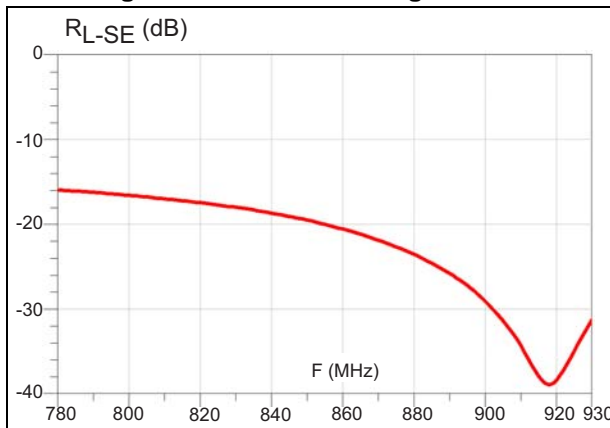


Figure 5. Return loss differential

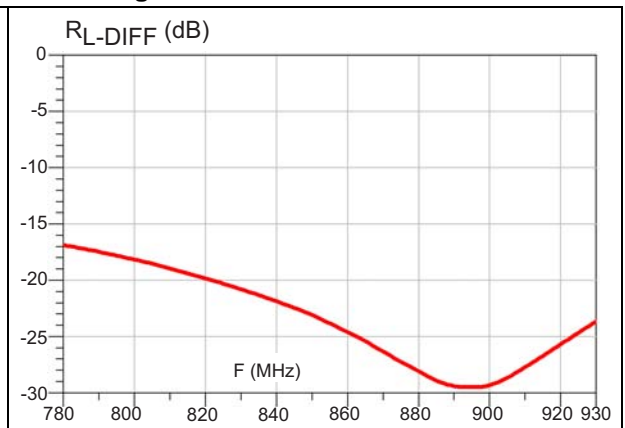


Figure 6. Phase imbalance

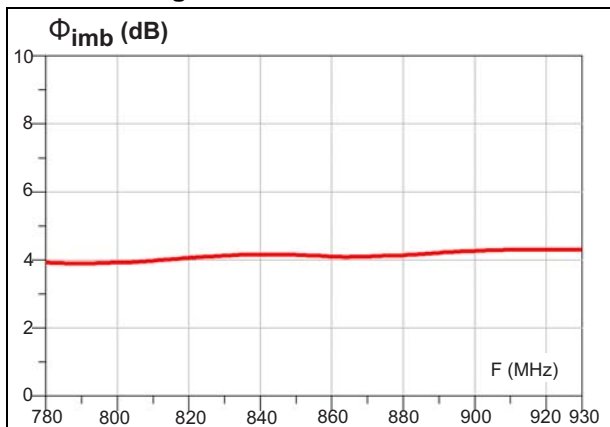


Figure 7. Amplitude imbalance

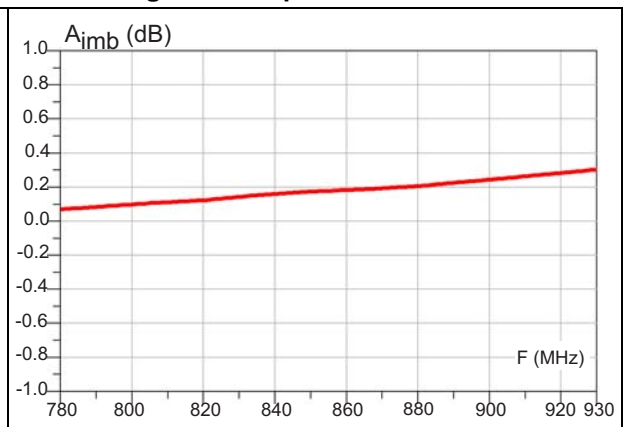


Figure 8. H2 attenuation

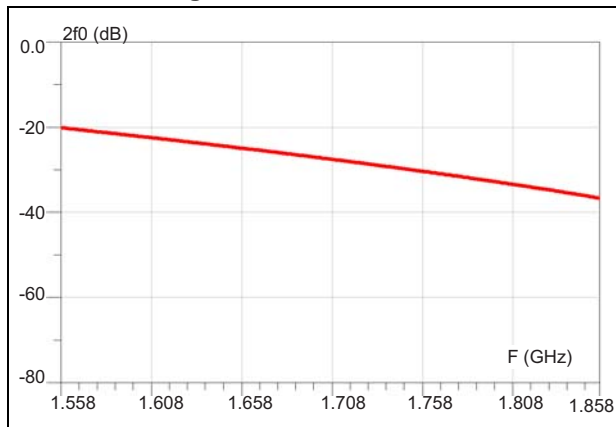
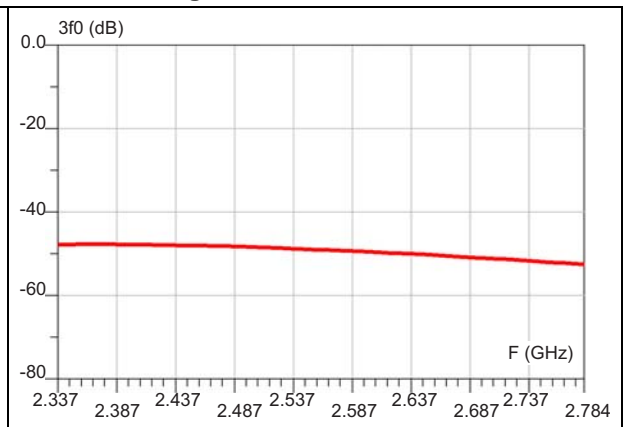


Figure 9. H3 attenuation



2 Package information

- Epoxy meets UL94, V0
- Lead-free package

In order to meet environmental requirements, ST offers these devices in different grades of ECOPACK® packages, depending on their level of environmental compliance. ECOPACK® specifications, grade definitions and product status are available at: www.st.com. ECOPACK® is an ST trademark.

Figure 10. Package dimensions (bump side view)

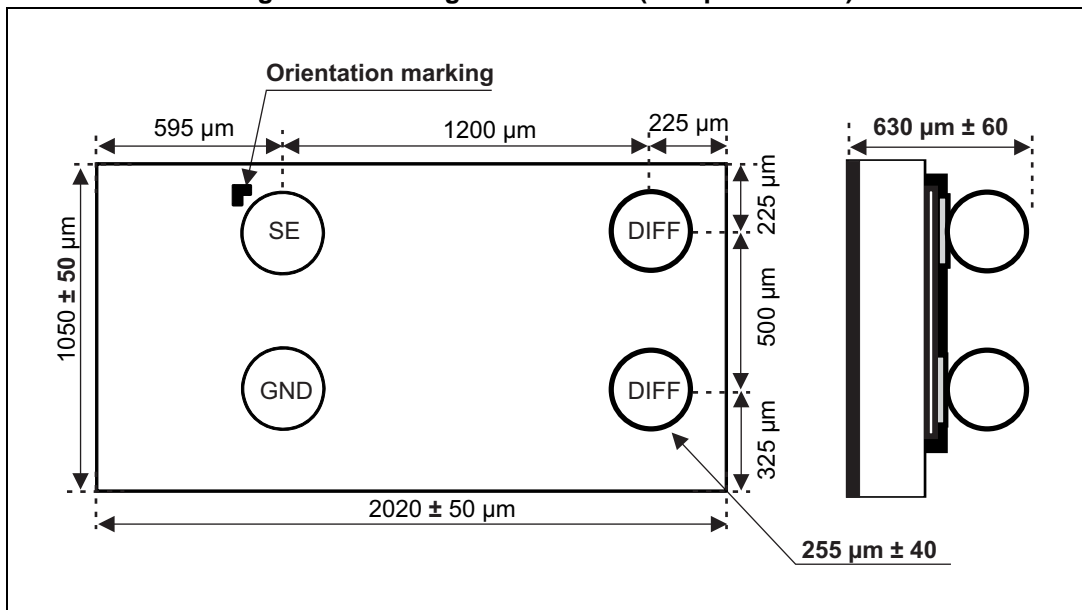


Figure 11. PCB view CC1101 with BAL-CC1101-01D3

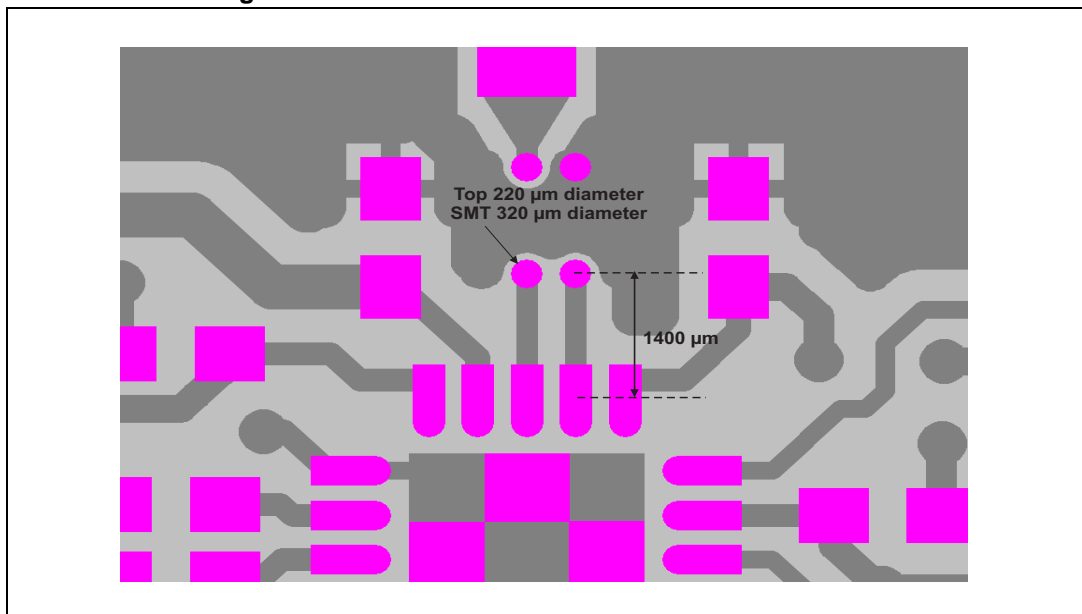


Figure 12. Marking

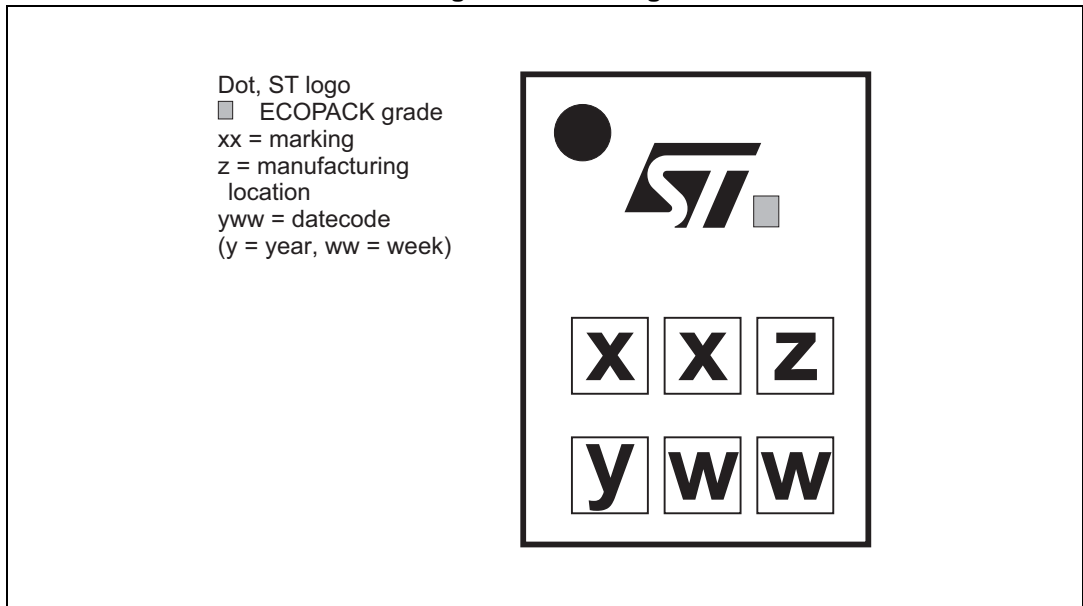
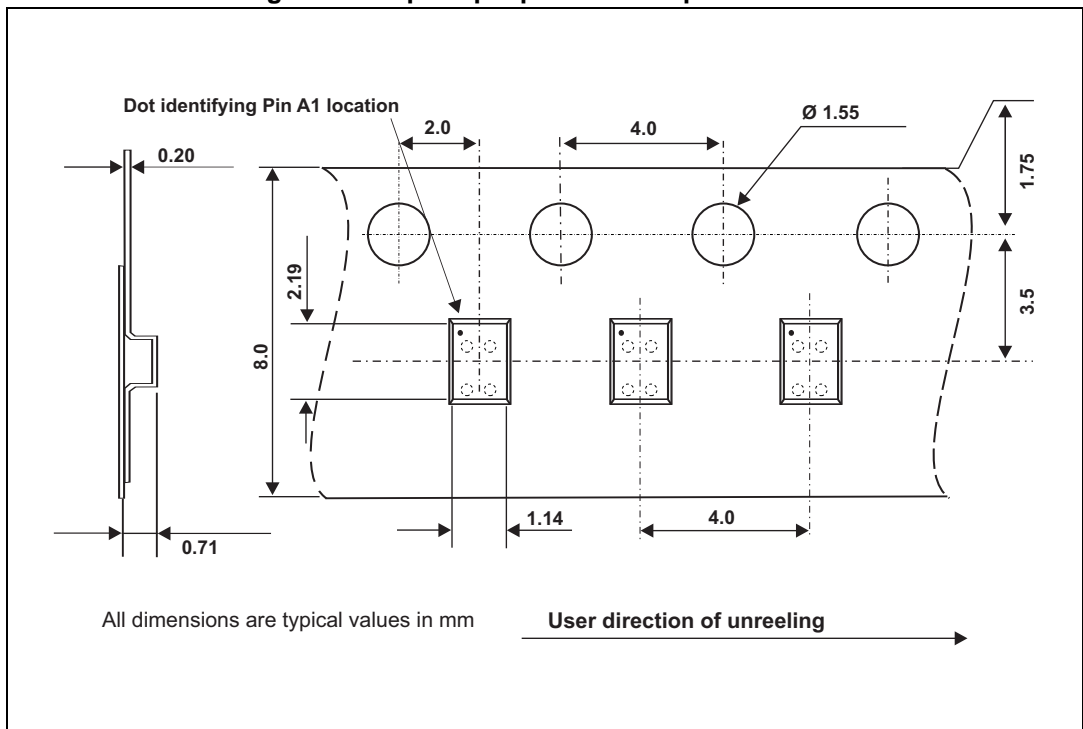


Figure 13. Flip Chip tape and reel specifications



Note: More information is available in the STMicroelectronics Application note: AN2348 Flip-Chip: "Package description and recommendations for use"

3 Ordering information

Table 3. Ordering information

Order code	Marking	Package	Weight	Base qty	Delivery mode
BAL-CC1101-01D3	SS	Flip Chip	2.21 mg	5000	Tape and reel (7")

4 Revision history

Table 4. Document revision history

Date	Revision	Changes
23-Jan-2014	1	Initial release

Please Read Carefully:

Information in this document is provided solely in connection with ST products. STMicroelectronics NV and its subsidiaries ("ST") reserve the right to make changes, corrections, modifications or improvements, to this document, and the products and services described herein at any time, without notice.

All ST products are sold pursuant to ST's terms and conditions of sale.

Purchasers are solely responsible for the choice, selection and use of the ST products and services described herein, and ST assumes no liability whatsoever relating to the choice, selection or use of the ST products and services described herein.

No license, express or implied, by estoppel or otherwise, to any intellectual property rights is granted under this document. If any part of this document refers to any third party products or services it shall not be deemed a license grant by ST for the use of such third party products or services, or any intellectual property contained therein or considered as a warranty covering the use in any manner whatsoever of such third party products or services or any intellectual property contained therein.

UNLESS OTHERWISE SET FORTH IN ST'S TERMS AND CONDITIONS OF SALE ST DISCLAIMS ANY EXPRESS OR IMPLIED WARRANTY WITH RESPECT TO THE USE AND/OR SALE OF ST PRODUCTS INCLUDING WITHOUT LIMITATION IMPLIED WARRANTIES OF MERCHANTABILITY, FITNESS FOR A PARTICULAR PURPOSE (AND THEIR EQUIVALENTS UNDER THE LAWS OF ANY JURISDICTION), OR INFRINGEMENT OF ANY PATENT, COPYRIGHT OR OTHER INTELLECTUAL PROPERTY RIGHT.

ST PRODUCTS ARE NOT DESIGNED OR AUTHORIZED FOR USE IN: (A) SAFETY CRITICAL APPLICATIONS SUCH AS LIFE SUPPORTING, ACTIVE IMPLANTED DEVICES OR SYSTEMS WITH PRODUCT FUNCTIONAL SAFETY REQUIREMENTS; (B) AERONAUTIC APPLICATIONS; (C) AUTOMOTIVE APPLICATIONS OR ENVIRONMENTS, AND/OR (D) AEROSPACE APPLICATIONS OR ENVIRONMENTS. WHERE ST PRODUCTS ARE NOT DESIGNED FOR SUCH USE, THE PURCHASER SHALL USE PRODUCTS AT PURCHASER'S SOLE RISK, EVEN IF ST HAS BEEN INFORMED IN WRITING OF SUCH USAGE, UNLESS A PRODUCT IS EXPRESSLY DESIGNATED BY ST AS BEING INTENDED FOR "AUTOMOTIVE, AUTOMOTIVE SAFETY OR MEDICAL" INDUSTRY DOMAINS ACCORDING TO ST PRODUCT DESIGN SPECIFICATIONS. PRODUCTS FORMALLY ESCC, QML OR JAN QUALIFIED ARE DEEMED SUITABLE FOR USE IN AEROSPACE BY THE CORRESPONDING GOVERNMENTAL AGENCY.

Resale of ST products with provisions different from the statements and/or technical features set forth in this document shall immediately void any warranty granted by ST for the ST product or service described herein and shall not create or extend in any manner whatsoever, any liability of ST.

ST and the ST logo are trademarks or registered trademarks of ST in various countries.

Information in this document supersedes and replaces all information previously supplied.

The ST logo is a registered trademark of STMicroelectronics. All other names are the property of their respective owners.

© 2014 STMicroelectronics - All rights reserved

STMicroelectronics group of companies

Australia - Belgium - Brazil - Canada - China - Czech Republic - Finland - France - Germany - Hong Kong - India - Israel - Italy - Japan - Malaysia - Malta - Morocco - Philippines - Singapore - Spain - Sweden - Switzerland - United Kingdom - United States of America

www.st.com