



CONNKT GEAR

Ultimate Connectivity

Connekt Gear UK Power/USB Charging Plate

We recommend using a qualified electrician for installation.
This device must be installed in accordance with the latest edition of the IEE Wiring Regulations & Building Regulations. Please read these instructions carefully before commencing with installation.

Introduction

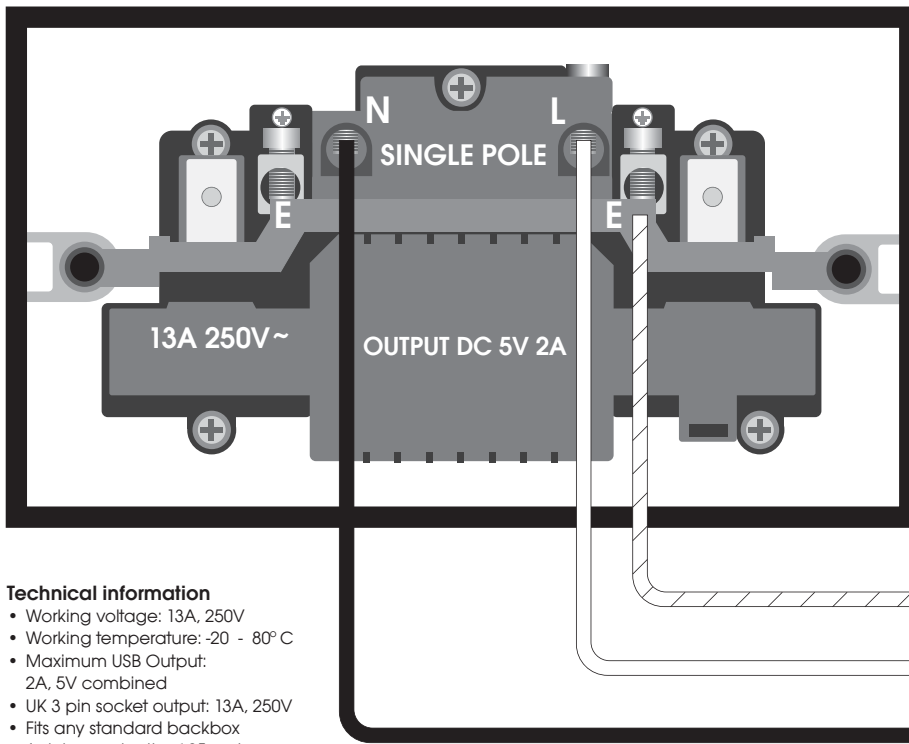
The Connekt Gear UK Power/USB Charging Plate allows you to charge/power 2 x USB devices & 2 other electrical items from one double wallplate.




The USB charging sockets are compatible with items such as Smartphone's, Music Player's, Camera's, Tablet's and other devices that require charging via a USB port. The USB charging sockets are limited at 2 Amp, if the current exceeds this it will automatically trip off to protect your device.

The wallplate also features 2 switchable UK 3 pin power sockets and will fit any standard back box (minimum depth of 25mm).

Instructions

1. Firstly, ensure you isolate the mains power supply and remove the fuse in the fuse box or switch off the circuit breaker in the consumer unit.
2. Following the diagram over-leaf pass the cable through the entry holes and connect to the relevant area.
3. If an Earth loop connection is required, use the additional earth terminal block located in the back box.
4. Re-connect the mains supply when the installation is correctly completed.
5. Before use we recommend that a socket test is carried out



N (Neutral) =  Black or blue
L (Live) =  Red or brown
E (Earth) =  Green/yellow sleeving

Technical information

- Working voltage: 13A, 250V
- Working temperature: -20 - 80° C
- Maximum USB Output:
2A, 5V combined
- UK 3 pin socket output: 13A, 250V
- Fits any standard backbox
(minimum depth of 25mm).

Safety information

- We recommend using a qualified electrician for installation
- Only suitable for indoor installations
- Before carrying out any electrical work isolate the mains power supply & refer to the fitting instructions
- For safe installation & connection ensure that the earth is connected
- Wire/wiring colours are in accordance with IEE Wiring Regulations
- Before use we recommend that a socket test is carried out

