

NOTES:

1. MATERIALS AND FINISHES:

SMA CRIMP PLUG - P/N: 132195
 CABLE - RG-142 COAXIAL CABLE

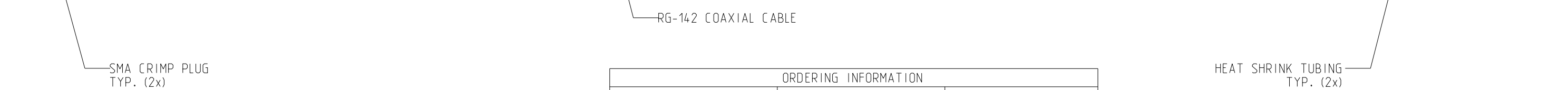
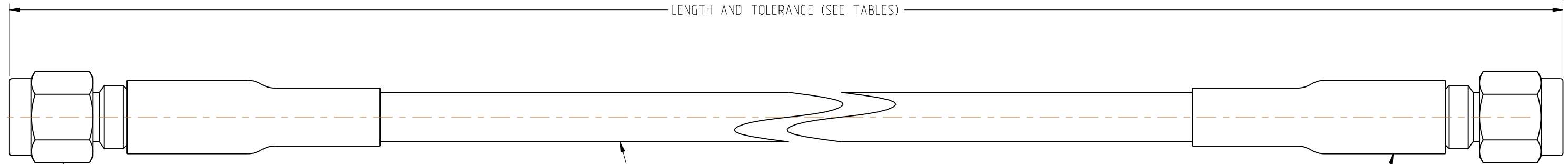
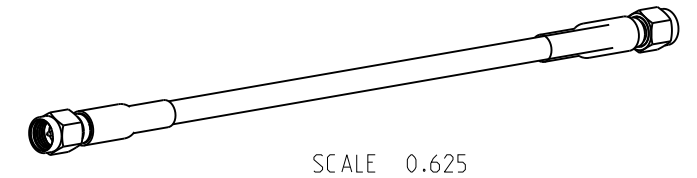
2. ELECTRICAL:

A. IMPEDANCE: 50 OHM, NOMINAL

3. PACKAGING:

A. QUANTITY: SINGLE PACK
 B. BAG TO BE MARKED: AMPHENOL RF, 135101-07-XX.XX, AND DATE CODE

135101-07-XX.XX		REVISIONS			
DRAWING NO.	REV	DESCRIPTION	DATE	ECO	APPR
THIRD ANGLE PROJ.	A	RELEASE TO MFG.	04-May-10	--	CL
	B	SEE SHEET 1	05-Jul-10	2070	KR
	C	SEE SHEET 1	23-Mar-14	2710	RAK/BG



ORDERING INFORMATION		
PART NUMBER (IMPERIAL)	PART NUMBER (METRIC)	LENGTH IN INCHES * [METERS]
-	135101-07-M0.10	3.94 [0.100]
135101-07-06.00	-	6.00 [0.152]
-	135101-07-M0.25	9.84 [0.250]
135101-07-12.00	-	12.00 [0.305]
135101-07-18.00	-	18.00 [0.457]
-	135101-07-M0.50	19.69 [0.500]
135101-07-24.00	-	24.00 [0.610]
-	135101-07-M0.75	29.53 [0.750]
135101-07-36.00	-	36.00 [0.914]
-	135101-07-M1.00	39.37 [1.000]
135101-07-48.00	-	48.00 [1.219]
135101-07-60.00	-	60.00 [1.524]
135101-07-72.00	-	72.00 [1.828]

TOLERANCE TABLE	
LENGTH IN INCHES/FT [METERS]	TOLERANCE
0" - 23.90" [0 - 0.607]	±0.25" [0.006]
24.00" - 59.00" [0.610 - 1.499]	±0.50" [0.013]
5.0' - 24.9' [1.524 - 7.617]	±2.5%
25.0' & UP [7.620 & UP]	±5.0%

DESIGN REQUIREMENTS:

- | | |
|---|---|
| <input checked="" type="checkbox"/> FREQUENCY: DC TO 12.4 GHz | <input checked="" type="checkbox"/> CONTINUITY |
| <input type="checkbox"/> VSWR _____ : 1 MAX | <input checked="" type="checkbox"/> HI-POT : 500 VRMS |
| <input type="checkbox"/> INS. LOSS _____ dB MAX | <input type="checkbox"/> OTHER |

* ADDITIONAL LENGTHS CAN BE PROVIDED, CONTACT AMPHENOL RF MARKETING FOR QUOTE

CUSTOMER OUTLINE DRAWING
 ALL OTHER SHEETS ARE FOR INTERNAL USE ONLY

UNLESS OTHERWISE SPECIFIED, TOLERANCES ARE AS FOLLOWS: 2 PLACE DECIMAL ±.015 (0,381 mm) 3 PLACE DECIMAL ±.005 (0,127 mm) ANGLES ± 1°	MATERIAL	DRAWN	DATE	TITLE	Amphenol Connex
	SEE NOTES	ABHAYA KISHORE	06-Mar-14	SMA CRIMP PLUG TO SMA CRIMP PLUG USING, RG-142 COAXIAL CABLE, VARIOUS LENGTHS	
NOTICE - These drawings, specifications, or other data (1) are, and remain the property of Amphenol Corp. (2) must be returned upon request; and (3) are confidential and not to be disclosed to any person other than those to whom they are given by Amphenol Corp. The furnishing of these drawings, specifications, or other data by Amphenol Corp., or to any other person to anyone for any purpose is not to be regarded by implication or otherwise in any manner licensing, granting rights or permitting such holder or any other person to manufacture, use or sell any product, process or design, patented or otherwise, that may in any way be related to or disclosed by said drawings, specifications, or other data.	REFERENCE	ENGINEER	DATE		SCALE: 2.5:1
		B.C. GLEISSNER	06-Mar-14		
			APPROVED	DATE	DWG SIZE
			23-Mar-14	B	135101-07-XX.XX
		CAD FILE			REV
					C